

1550 Standard & 1350 High Inrush Switches 150A to EN61058-1 and 16A 250Vac

rocker switches



- ▶ Standard rocker switch
- ▶ 1350/53 high inrush
- ▶ Choice of switching circuits including 3 position
- ▶ Push-on, solder and PCB terminals
- ▶ Choice of bezel styles
- ▶ Choice of panel cut outs
- ▶ Matching indicator
- ▶ Double pole
- ▶ Splash resistant option
- ▶ BioCote antimicrobial option
- ▶ Panel cut out 'A' style: 27.2 x 22.3mm

Approvals and specifications



1550 Series 16(4)A 250Vac T125



UL CSA 16A 250Vac, (2 posn) 250Vac 1hp, 125Vac 1/2hp, (3 posn) 250 Vac 1/2hp, 125Vac 1/4hp. UL 85°C, file E45221, CSA file LR10990.

In house test:



1350 series 16(4)A 250Vac T85 1E4 (10,000 Ops.)
1330 series 16(6)A 250Vac T125 5E4 (50,000 Ops.)
150A Inrush to EN61058-1.



UL CSA 20A 250Vac 1hp, 125Vac 1/2hp. UL 72Vdc 7A, 36Vdc 14A. UL 85°C, file E45221, CSA file LR10990.

In house test:



20A 24Vdc — Indicative rating only
BioCote antimicrobial additive. Independently verified to ISO22196:2007.

3mm contact gap except if marked μ .
Technical data on pages 4 & 5 (switches), 6 (indicators).

C 1553 A L --- B

TERMINAL FUNCTION ROCKER BODY PRINT, COLOUR, VOLTAGE ETC BioCote

TERMINAL	FUNCTION	ROCKER
<p>C</p> <p>6.3 x 0.8</p>	<p>Approvals & ratings vary with function ON OFF Switches - ON when pressed over terminal 1</p>	<p>A Softline Matt</p> <p>Lit (not momentary)</p>
<p>H</p> <p>4.8 x 0.8*</p>	<p>Standard 1550</p> <p>High Inrush 1350 Not W, X or B rocker</p> <p>ON - OFF</p>	<p>B Splash resistant Softline</p> <p>V Curved</p> <p>Matt or gloss Gloss only Lit (not momentary)</p>
<p>K</p> <p>2.8 x 0.8*</p>	<p>1551 HP rating N/A</p> <p>1552 HP rating N/A</p> <p>1553 Not W, X or B rocker</p> <p>1353 Not W, X or B rocker</p> <p>ON - OFF Lit</p>	<p>W Splash resistant Curved</p> <p>P Lit window Matt</p> <p>Lit (not momentary)</p>
<p>T</p> <p>2.1</p> <p>Solder</p>	<p>1560 μ</p> <p>1561 μ HP rating N/A</p> <p>1562 μ In house tests only</p> <p>1570 μ 125V & 250V 1/2 HP H terminal rated T100 only</p> <p>ON - ON (momentary 1 side)</p> <p>2 Circuit ON - ON</p> <p>ON - OFF - ON</p>	<p>X Two colour Matt</p> <p>(ON OFF only - not momentary)</p>
<p>U</p> <p>2.1</p> <p>Right angle T Solder (Not DP)</p>	<p>1571 μ HP rating N/A H terminal rated T100 only</p> <p>1572 μ HP rating N/A H terminal rated T100 only</p> <p>ON - OFF - ON (momentary 1 side)</p> <p>ON - OFF - ON (momentary 2 sides)</p>	<p>R Round</p>
<p>X</p> <p>4.0</p> <p>PCB 0.8Sq*</p> <p>*Contact sales for details on 1350 series</p>	<p>1484 μ In-house tested to 1003A 250Vac (B rocker only)</p> <p>1487 μ In-house tested to 1003A 250Vac (B rocker only)</p> <p>3 position selective</p>	<p>F Flat lens Gloss (0480 only)</p> <p>Top view</p>
	<p>0480 X terminal N/A</p> <p>Indicator </p> <p>Technical data on page 6</p>	<p>A Softline lens Matt (0480 only) as F but with raised profile</p>



C1350AL ---



C1550XL ---



C1553PL ---



C1553RA ---
Shown with M614 bezel cover



C0480AL ---



Optional snap-in M441 barrier



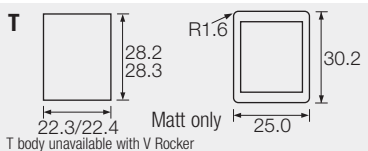
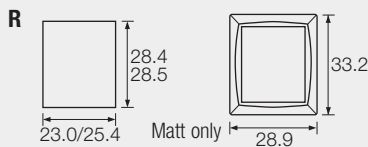
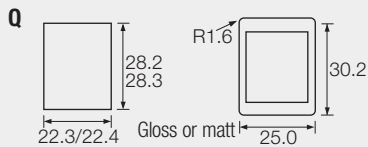
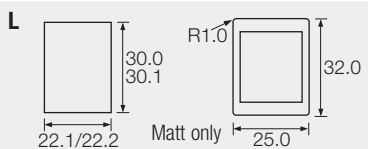
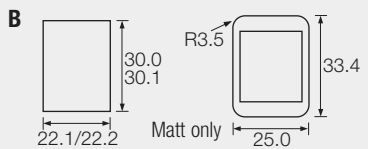
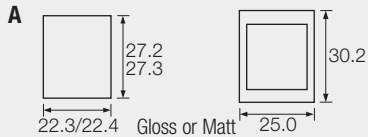
C1553AA with M616 guard
Cut-out 22.0/22.1 x 29.4/29.5
Guard accepts "A" body only



C0480RA ---
Shown with M614 bezel cover

BODY

Panel cut-out * Bezel
Cut-outs must be punched in the direction of insertion



OPTIONS

Finish Matt is standard.

Colour Call sales for custom colours. A full range is available for large orders.

Legend printing Select from the examples or call sales for custom legends.

Lamp voltage Call sales for details.

Blanking plates A0494 Dummy units to fill unused panel holes.

Protective cover
Snaps on to A, L, Q or T bodies (add G after body in cat no). This reduces panel thickness by 1.0mm.



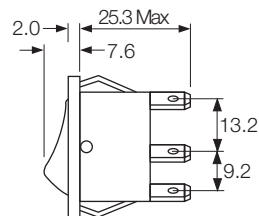
Panel sealing washer W42 is available for the above body sizes. This reduces panel thickness by 0.9mm.

Covers are not suitable for momentary types.

BioCote Antimicrobial Additive
Moulded components have antimicrobial properties using BioCote silver ion technology.

For all options call sales.

DIMENSIONS (mm)



Terminal spacing - Poles 10.2 between centres

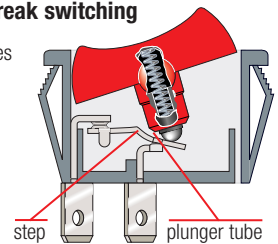
Panel thickness

A, Q	0.75 to 3.3mm
L, B, T	0.75 to 2.5mm
R	0.75 to 3.0mm

* For cut-out details on momentary switches call sales.

1350 High inrush, positive break switching

The 1350 series mechanism ensures contact welds formed at switch-on, are positively separated by the plunger tube acting directly on the step in the moving contact.



Examples of printing



EN602A



EN730



EN822

1550 Standard & 1350 High Inrush Switches 150A to EN61058-1 and 16A 250Vac

With Guard or Cover



- ▶ Standard rocker switch
- ▶ 1350/53 high inrush
- ▶ Choice of switching circuits including 3 position
- ▶ Push-on, solder and PCB terminals
- ▶ Choice of bezel styles
- ▶ Choice of panel cut outs
- ▶ Matching indicator
- ▶ Double pole
- ▶ Option with guard & cover
- ▶ Bezel size 'G' style 32.0 x 25.0

Approvals and specifications



1550 Series 16(4)A 250Vac T125



UL CSA 16A 250Vac, (2 posn) 250Vac 1hp, 125Vac 1/2hp, (3 posn) 250 Vac 1/2hp, 125Vac 1/4hp. UL 85°C, file E45221, CSA file LR10990.

In house test:

10A 24Vdc — Indicative rating only



1350 Series

UL CSA 20A 250Vac 1hp, 125Vac 1/2hp. UL 72Vdc 7A, 36Vdc 14A, UL 85°C, file E45221, CSA file LR10990.

In house test:

20A 24Vdc — Indicative rating only



BioCote antimicrobial additive. Independently verified to ISO22196:2007.

3mm contact gap except if marked μ .
Technical data on pages 4 & 5 (switches), 6 (indicators).

C 1553 A G--- B

TERMINAL FUNCTION ROCKER BODY PRINT, COLOUR, VOLTAGE ETC BioCote

TERMINAL	FUNCTION	ROCKER
<p>C</p> <p>6.3 x 0.8</p>	<p>Approvals & ratings vary with function ON OFF Switches - ON when pressed over terminal 1</p>	<p>A Softline Matt</p> <p>Lit (not momentary)</p>
<p>H</p> <p>4.8 x 0.8*</p>	<p>Standard 1550</p> <p>High Inrush 1350</p> <p>ON - OFF</p>	<p>V Curved</p> <p>Matt or gloss Gloss only Lit (not momentary)</p>
<p>K</p> <p>2.8 x 0.8*</p>	<p>1551 <small>HP rating N/A</small></p> <p>1552 <small>HP rating N/A</small></p> <p>1553</p> <p>1353</p> <p>ON - OFF Lit</p>	<p>P Lit window Matt</p> <p>Lit (not momentary)</p>
<p>T</p> <p>Solder</p>	<p>1560 μ</p> <p>1561 μ <small>HP rating N/A</small></p> <p>1562 μ <small>In house tests only</small></p> <p>1570 μ <small>125V & 250V 1/2 HP H terminal rated T100 only</small></p> <p>ON - ON (momentary 1 side)</p> <p>2 Circuit ON - ON</p> <p>ON - OFF - ON</p>	
<p>U</p> <p>Right angle T Solder (Not DP)</p>	<p>1571 μ <small>HP rating N/A H terminal rated T100 only</small></p> <p>1572 μ <small>HP rating N/A H terminal rated T100 only</small></p> <p>ON - OFF - ON (momentary 1 side)</p> <p>ON - OFF - ON (momentary 2 sides)</p>	
<p>X</p> <p>PCB 0.8Sq*</p> <p>*Contact sales for details on 1350 series</p>		



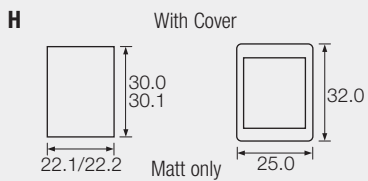
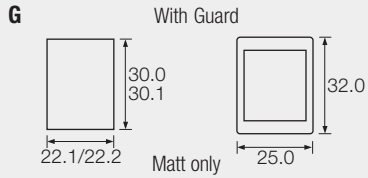
C1550AH ---



C1553AH ---

BODY

Panel cut-out * Bezel
Cut-outs must be punched in the direction of insertion



OPTIONS

Finish Matt is standard.

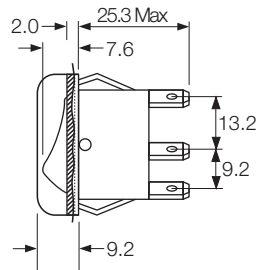
Colour Call sales for custom colours. A full range is available for large orders.

Legend printing Select from the examples or call sales for custom legends.

Lamp voltage Call sales for details.

BioCote Antimicrobial Additive 
Moulded components have antimicrobial properties using BioCote silver ion technology.

DIMENSIONS (mm)



Terminal spacing - Poles 10.2 between centres

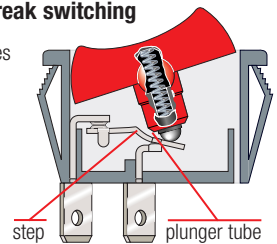
Panel thickness

G, H 0.75 to 2.5mm

* For cut-out details on momentary switches call sales.

1350 High inrush, positive break switching

The 1350 series mechanism ensures contact welds formed at switch-on, are positively separated by the plunger tube acting directly on the step in the moving contact.



Examples of printing



EN602A



EN730



EN822