


Data sheet | Item number: 221-515/000-004

Mounting carrier; for 5-conductor terminal blocks; 221 Series - 4 mm²; with snap-in mounting foot for horizontal mounting; black



www.wago.com/221-515/000-004



Data

Physical data

Width	35 mm / 1.378 inch
Height	21.4 mm / 0.843 inch
Height from the surface	16.9 mm / 0.665 inch
Depth	52.8 mm / 2.079 inch

Mechanical data

Mounting type	with snap-in mounting foot for horizontal mounting
Suitable	for 5-wire connectors (4 mm ²)

Material data

Color	black
-------	-------

Subject to changes. Please also observe the further product documentation!

WAGO Kontakttechnik GmbH & Co. KG
Hansastr. 27
32423 Minden
Phone: +49571 887-0 | Fax: +49571 887-169
Email: info.de@wago.com | Web: www.wago.com

Do you have any questions about our products?
We are always happy to take your call at +49 (571) 887-44222.


Insulation material	Polyamide (PA66)
Flammability class per UL94	V0
Weight	5 g

Commercial data

PU (SPU)	50 (10) Stück
Packaging type	box
Country of origin	CN
GTIN	4055143640923
Customs tariff number	39269097900

Optional accessories

Marking accessories

Marking strip		
	Item no.: 210-833 Marking strips; on reel; 6 mm wide; plain; Self-adhesive; white	www.wago.com/210-833

Downloads

Documentation

Bid Text

221-515/000-004	Feb 19, 2019	xml	Download
X81 - Datei		2.8 kB	

Additional Information

Technical explanations	Apr 3, 2019	pdf	Download
		2.2 MB	

CAD/CAE-Data

CAE data

ZUKEN Portal 221-515/000-004	URL	Download
------------------------------	-----	----------

CAD data

2D/3D Models 221-515/000-004	URL	Download
------------------------------	-----	----------

Subject to changes. Please also observe the further product documentation!

Environmental Product Compliance

Compliance Search


Environmental Product Compliance 221-515/000-004

URL


Download

Mounting carrier; for 5-conductor terminal blocks; 221 Series - 4 mm²; with snap-in mounting foot for horizontal mounting; black

Installation Notes




Inserting a connector into the mounting carrier.



Removing a connector from the mounting carrier.

Conductor termination



Inserting a conductor.

Subject to changes. Please also observe the further product documentation!



Horizontal screw mounting



Vertical screw mounting



Horizontal mounting via snap-in foot



Vertical mounting via snap-in foot

Strain relief




Use a cable tie to secure the conductors to the strain relief plate.



The strain relief plate can be removed.

Testing

Subject to changes. Please also observe the further product documentation!




Testing a connector mounted on the carrier via test slot.

Application



Connecting a light to the mains.

Marking



Labeling the mounting carrier.

Subject to changes. Please also observe the further product documentation!