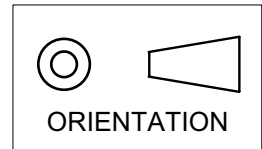


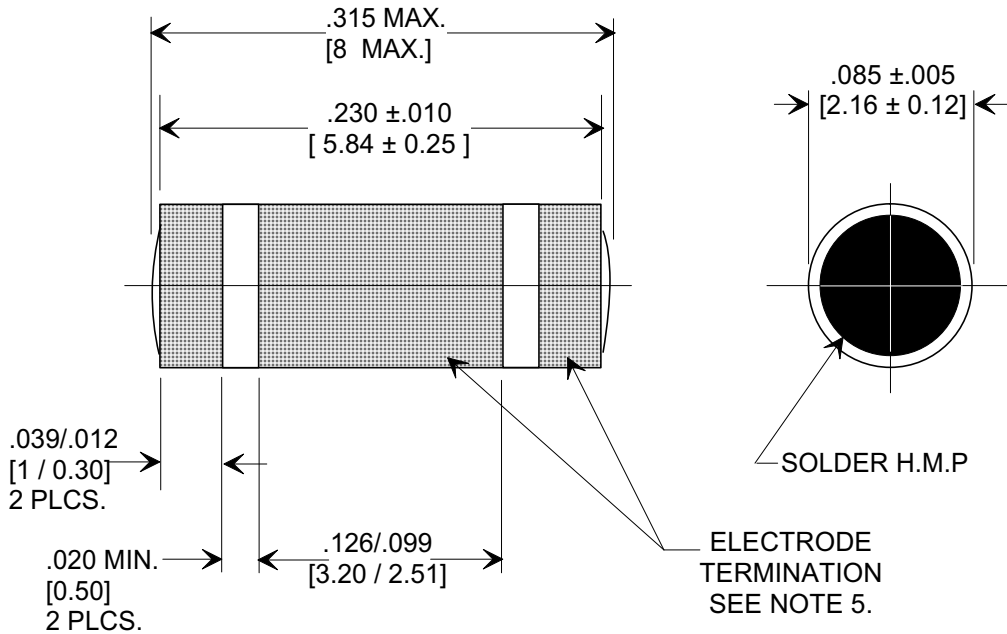
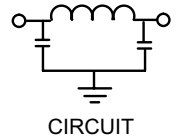
MARKETING SALES DRAWING

DIMENSIONS IN INCHES - DO NOT SCALE THIS DRAWING
 DIMENSIONS IN METRIC []

This drawing is the property of Tusonix, Inc., and may not be used, reproduced, published or disclosed to others without expressed authorization by Tusonix Inc.

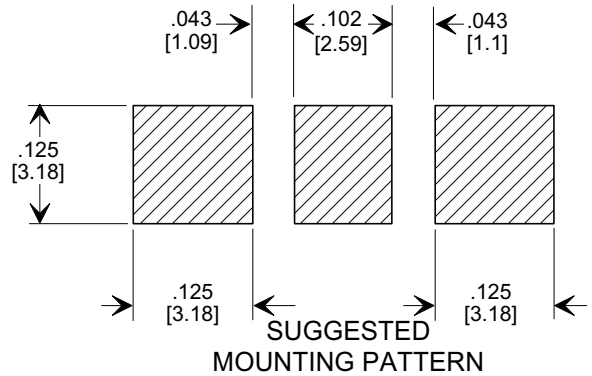


Electrical Testing
 per Tusonix standard
 test plans and Mil-Std-202
 Test Methods.



NOTES:

1. INDUCTANCE TO BE 0.1 μH MINIMUM.
2. PACKAGE: BULK OR BLISTER TAPE TO IEC-60286-3 TYPE II AND EIA-481-A.
3. TUSONIX STANDARD PART NUMBER: 4700-056.
 TUSONIX RoHS COMPLIANT PART NUMBER: 4700-056 LF.
 CUSTOMER MUST SPECIFY STANDARD OR RoHS PART NUMBER WHEN ORDERING.
4. PART MARKING - STANDARD PART: NO MARKING.
 RoHS PART: LABELED ON PACKAGING ONLY.
5. TERMINATION: STANDARD PART: SOLDER
 RoHS COMPLIANT PART: MATTE TIN.



CAP.	TOLERANCE	WVDC +125°C	TEST VOLTAGE	I.R.MIN. @ 100 (VDC.)	IDC	TYPICAL NO LOAD INSERTION LOSS dB AT 25°C PER MIL-STD-220		
						10 MHZ	100 MHZ	1 GHZ
5000 pF	-20% / +80%	100 @+85°C	300 VDC	10 G Ω	10 A	15	55	70

REVISION RECORD Original Release C.O. ADDED NOTES 3,4 & 5. S.M. 06-09-05 20050607-6-02 ADDED PROPERTY NOTE. REVISED NOTES 2. S.M. 03-09-07 20070301-1-19	0	Title SURFACE MOUNT ROUND STYLE PI FILTER Drawn FG 9-9-94 Scale 10 X Approved NV 9-9-94 A	
	--TOLERANCES-- Unless Otherwise Specified		
	DECIMAL ± .005 [0.12]		
	ANGLES ±		
TUSONIX TUCSON, ARIZONA		4700-056	

X-2015 Rev-0