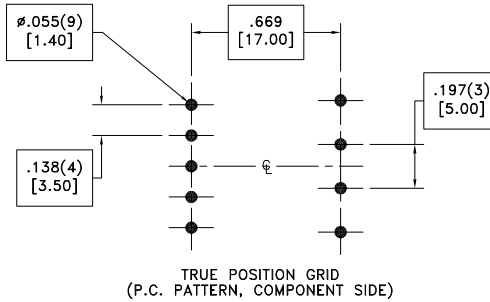
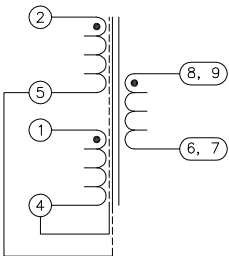
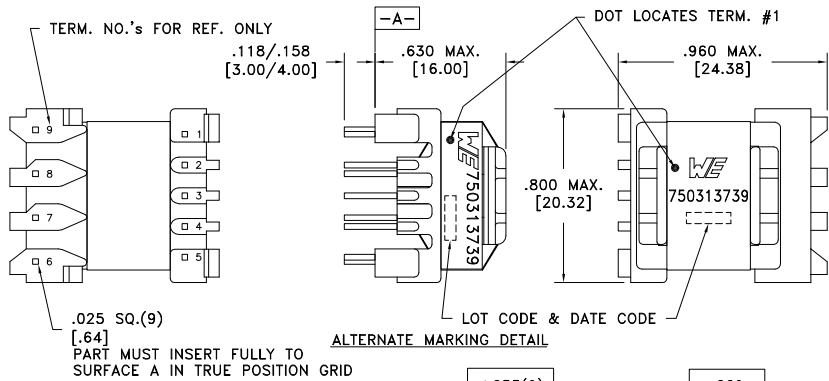


CUSTOMER TERMINAL	RoHS	LEAD(Pb)-FREE
Sn96%, Ag4%	Yes	Yes

more than you expect



ELECTRICAL SPECIFICATIONS @ 25°C unless otherwise noted:

PARAMETER	TEST CONDITIONS	VALUE
D.C. RESISTANCE	1-4 @20°C	0.685 ohms ±10%
D.C. RESISTANCE	2-5 @20°C	2.68 ohms ±10%
D.C. RESISTANCE	6-9 tie(6+7, 8+9), @20°C	0.021 ohms ±20%
INDUCTANCE	2-5 10kHz, 100mVAC, Ls	1.10mH ±10%
SATURATION CURRENT	20% rolloff from initial	650mA
LEAKAGE INDUCTANCE	2-5 tie(1+4, 6+7+8+9), 100kHz, 100mVAC, Ls	36uH typ., 70uH max.
DIELECTRIC	1-9 tie(4+5, 6+7), 4500VAC, 1 second	4500VAC, 1 minute
DIELECTRIC	1-5 625VAC, 1 second	500VAC, 1 minute
URNS RATIO	(2-5):(1-4)	4.71:1, ±1%
URNS RATIO	(2-5):(9-6), tie(6+7, 8+9)	16.5:1, ±1%

GENERAL SPECIFICATIONS:

OPERATING TEMPERATURE RANGE: -40°C to +125°C including temp rise.

Designed to comply with the following requirements as defined by IEC61558-2-16:  
 - Reinforced insulation for a primary circuit at a working voltage of 400VDC.

Wire insulation & RoHS status not affected by wire color.  
 Wire insulation color may vary depending on availability.

REV.	DATE	Packaging Specifications Method: Tray PKG-0735 www.we-online.com/midcom		Tolerances unless otherwise specified: Angles: ±1° Fractions: ±1/64 Decimals: ±.005 [.13] Footprint: ±.001 [.03]	DRAWING TITLE <b>TRANSFORMER</b>	PART NO. <b>750313739</b>
6A	5/14	SEE REVISION SHEET FOR REVISION LEVEL	CONVENTION PLACEMENT	This drawing is dual dimensioned. Dimensions in brackets are in millimeters.	eiSos p/n: 750313739	SPECIFICATION SHEET 1 OF 1