



har-flexicon terminal block vertical, push-in



General information

Design	PCB Terminal Block	
Type	har-flexicon 3.50/3.81 TTPV	
Part numbers	1402xx14101xxx & 1402xx15101xxx	
Contact pitch	3.50 & 3.81 mm	
No. of contacts	2 - 16 poles	
Rated surge voltage (III/2)	4 kV	(overvoltage cat. II / pollution degree 2)
Rated surge voltage (III/2)	4 kV	(overvoltage cat. III / pollution degree 2)
Rated surge voltage (III/3)	4 kV	(overvoltage cat. III / pollution degree 3)
Rated Voltage	300 V	
Rated voltage (II/2)	600 V	(overvoltage cat. II / pollution degree 2)
Rated voltage (III/2)	300 V	(overvoltage cat. III / pollution degree 2)
Rated voltage (III/3)	220 V	(overvoltage cat. III / pollution degree 3)
Working current	10 A	
Usegroup B, rated voltage / current	300 V / 10 A	
Usegroup C, rated voltage / current	- / -	
Usegroup D, rated voltage / current	300 V / 10 A	
Contact resistance	max. 15 mOhm	
Insulation resistance	min. 10 ⁹ Ohm (500 V DC)	
Temperature range	-40°C ... +110°C	
Termination technology	THR Relflow	
Insertion force	n.a	
Withdrawal force	n.a	
Hot plugging	No	
Mechanical Shock IEC 61373 (05/10)	5 g, 30 ms, 5 shocks/axis and each direction no contact disturbance >= 1µs	
Random Vibration IEC 61373 (05/10)	Cat 1 class B 5,72m/s ² no contact disturbance >=1µs	
RoHS - compliant	Yes	
UL file	E314677	

Insulator material

Material	PA/PPA
Color	black
Moisture Sensitivity Level (MSL)	1
UL classification	UL 94-V0
Material group acc. to IEC 60664-1	I (CTI > 600)

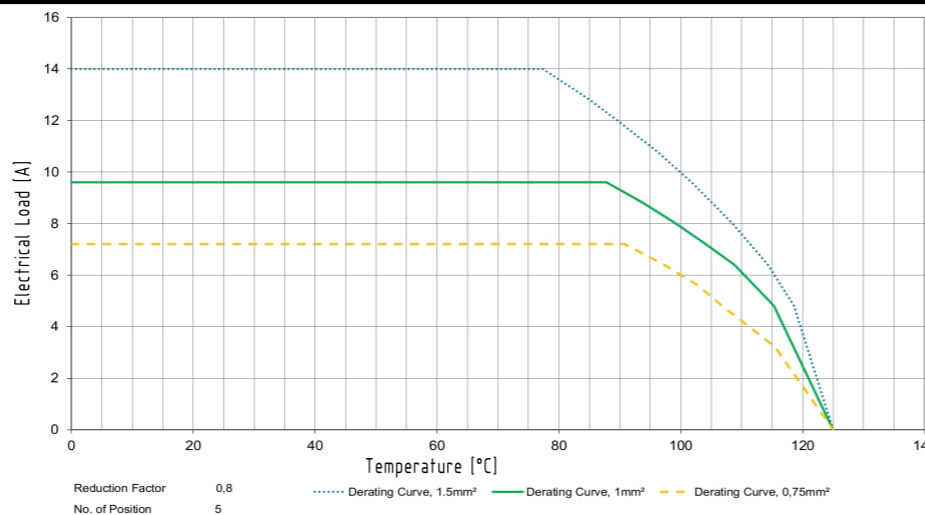
Contact material

	termination zone	contact zone (spring)
Contact material	Copper alloy	EN 1.4310 / AISI 301
Plating	Sn	no

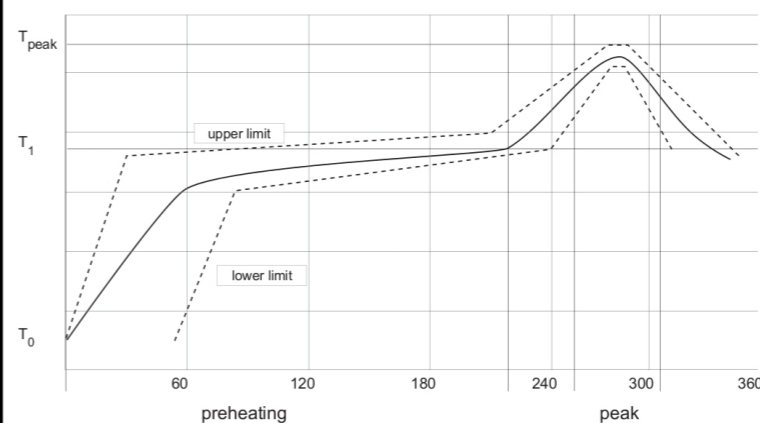
Derating

The current carrying capacity is limited by maximum temperature of materials for inserts and contacts including terminals.
The current capacity curve is valid for continuous, non interrupted current loaded contacts of connectors when simultaneous power on all contacts is given, without exceeding the maximum temperature.

Control and test procedures according to DIN IEC 60512-5



Soldering instructions for lead-free tin soldering



preheating
T0 25°C (77°F)
T1 from 150°C (302°F) to 190°C (374°F)
time from 150s to 180s
gradient 1,5°C/s (34°F/s)

peak
Tpeak from 260°C (500°F) to 275°C (527°F)
time from 10s to 30s

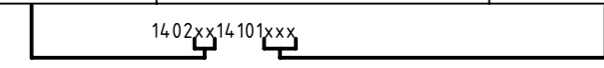
har-flexicon products with pure tin plated pins without lead, can be soldered by a lead-free reflow process, with a peak temperature till 275°C/527°F according to the related profile.

Cable connection

Type	har-flexicon 3.50/3.81 TTPV	
Part numbers	1402xx14101xxx & 1402xx15101xxx	
Conductor size AWG max	16 AWG	
Conductor size AWG min	30 AWG	
Conductor size solid max	1,5 mm ²	
Conductor size solid min	0,14 mm ²	
Conductor size stranded max	1,5 mm ²	
Conductor size stranded min	0,14 mm ²	
Conductor size stranded for end sleeve		
Stripping length max	10 mm	
Stripping length min	9 mm	

Packging unit

Type of packaging	No. of poles (xx)	Quantity	Index (xxx)	Remark
box	2	300	000	
box	3	200	000	
box	4 - 5	150	000	
box	6 - 12	100	000	
box	13 - 16	50	000	



	All rights reserved	Created by ZHUANGJ	Inspected by LUOK	Standardisation 302077	Date 2020-11-23	State Final Release	
Department EL PD		Title har-flexicon terminal block vertical, push-in				Doc-Key / ECM-Nr. 100579685/UGD/000/F 500000183169	
HARTING Electronics GmbH		Type DS	Number 14027401701			Rev. F	Page 1/1
D-32339 Espelkamp							