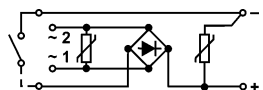
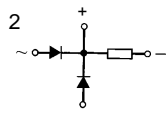
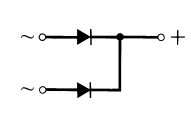


Contents

Package style	V_{RRM}	I_{dAVM}	Type	Page
	V	A		
1 	1	1400	VGB 0124 AY7	F7 - 2
	2	2800	VGf 0136 AB	
	3	1400	VGf 0136 AH	
2 				
3 				

Braking Rectifier Assemblies

Typ	Typical				Max.		
	V_{VRMS} V	V_{dAV} V	I_{dAVM} A	I_{dAVM} A	V_{RRM} V	I_{FSM} A	I^2t A ² s
VGB 0124 AY7	380	340	1.0	1.0	1400	60	28

VGB0124 AY7

Typ	Typical				Max.		
	V_{VRMS} V	V_{dAV} V	I_{dAVM} A	I_{dAVM} A	V_{RRM} V	I_{FSM} A	I^2t A ² s
VGF 0136 AB	1000	440	1.2	1.5	2800	80	40
VGF 0136 AH	1000	440	0.6	1.1	1400	60	28

VGF 0136 AB

VGF 0136 AH

Data according to IEC 60747
 IXYS reserves the right to change limits, test conditions and dimensions