

# Customer Information Sheet

DRAWING No.: P13-XX23

SHEET 2 OF 2

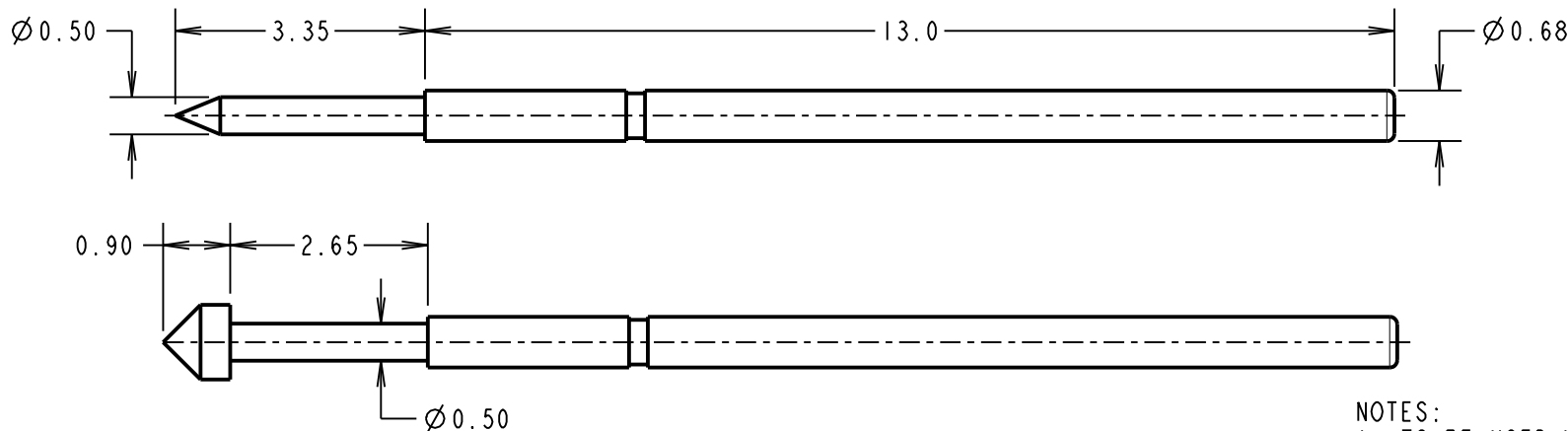
IF IN DOUBT - ASK

©

NOT TO SCALE

THIRD ANGLE PROJECTION

ALL DIMENSIONS IN mm



ORDER CODE  
**P13-XX23**  
PROBE HEAD  
VARIANT (SEE TABLE)

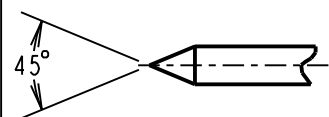
**NOTES:**

- TO BE USED WITH SLEEVE S13-503.
- SUITABLE FOR A MINIMUM DISTANCE BETWEEN CENTRES OF 1.27mm.

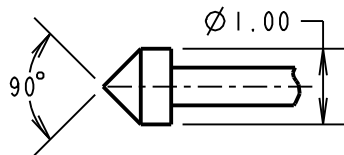
**SPECIFICATIONS:**

**MATERIAL:**  
**PLUNGER:**  
 P13-0123 = STEEL  
 P13-1123, P13-2123 & P13-4023 = BERYLLIUM COPPER  
**BARREL = PHOSPHOR BRONZE**  
**SPRING:**  
 P13-0123 = MUSIC WIRE  
 P13-1123, P13-2123 & P13-4023 = STAINLESS STEEL  
**FINISH:**  
 PLUNGER, BARREL AND SPRING = GOLD  
**ELECTRICAL:**  
 CURRENT RATING = 1.5A  
 CONTACT RESISTANCE = 100mΩ MAX AT 2/3 TRAVEL  
**MECHANICAL:**  
 DURABILITY = 100,000 CYCLES MIN  
 FULL TRAVEL = 2.65mm  
**SPRING FORCES:**  
 AT FULL TRAVEL = 1.18N ± 0.24N (120g ± 20%)  
 AT 2/3 TRAVEL = 0.88N ± 0.18N (90g ± 20%)  
**ENVIRONMENTAL:**  
 OPERATING TEMPERATURE = -40°C TO +180°C

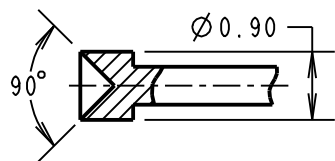
**PROBE HEAD VARIANTS**



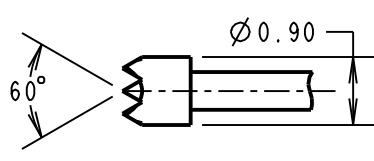
SPEAR HEAD  
P13-0123



CONVEX HEAD  
P13-2123



CONCAVE HEAD  
P13-1123



SERRATED HEAD  
P13-4023

MSP	7	21.07.17	20124
NAME	ISS.	DATE	C/NOTE
APPROVED:		M.PERREN	
CHECKED:		M.PLESTED	
DRAWN:		W.J.BOURNE	
CUSTOMER REF.:			
ASSEMBLY DRG:			

**HARWIN**

www.harwin.com  
technical@harwin.com

THIS DRAWING AND ANY INFORMATION OR DESCRIPTIVE MATTER SET OUT HEREON ARE CONFIDENTIAL AND COPYRIGHT PROPERTY OF THE HARWIN GROUP AND MUST NOT BE DISCLOSED, LOANED, COPIED OR USED FOR MANUFACTURING, TENDERING OR FOR ANY OTHER PURPOSE WITHOUT THEIR WRITTEN PERMISSION.

**TOLERANCES**

X. = ±1mm  
 X.X = ±0.50mm  
 X.XX = ±0.10mm  
 X.XXX = ±0.01mm  
 ANGLES = ±5°  
 UNLESS STATED

**MATERIAL:**

SEE ABOVE

**FINISH:**

SEE ABOVE

**S/AREA:**

mm<sup>2</sup>

**TITLE:**

1.27mm MIN. CENTRE  
TWO-PIECE SPRING PROBE

**DRAWING NUMBER:**

**P13-XX23**

SHT  
2 OF 2