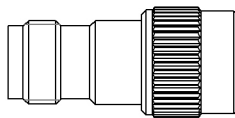
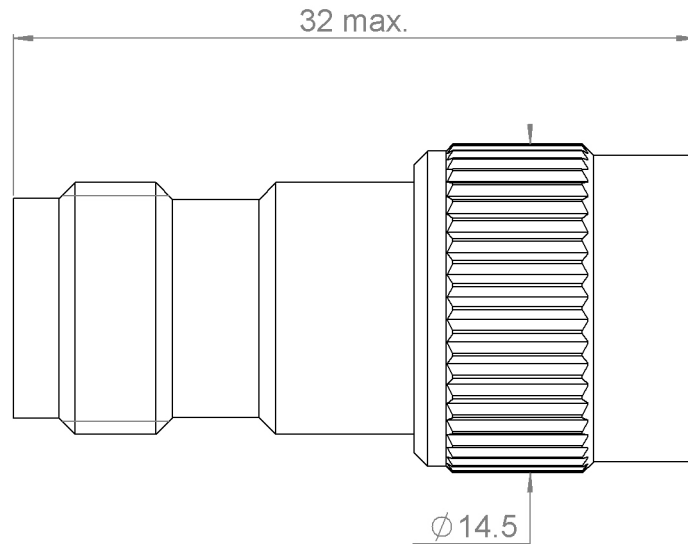
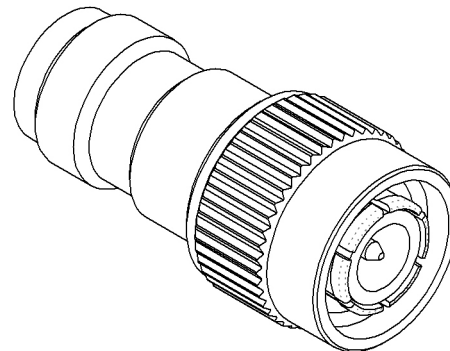


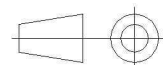
PAGE 1/2	ISSUE 09-04-20B	SERIES ATTENUATOR	PART NUMBER R412519124
----------	------------------------	-----------------------------	-------------------------------



SCALE 1 : 1



All dimensions are in mm. Tolerances according ISO 2768 m-H



COMPONENTS	MATERIALS	PLATING (µm)
Body	BRASS	NICKEL 2
Male center contact	BRASS	GOLD 1 OVER NICKEL 2
Female center contact	BERYLLIUM COPPER	GOLD 1 OVER NICKEL 2
Outer contact		
Insulator	PTFE	
Gasket	SILICONE RUBBER	
Substrate	ALUMINA	
Resistor	THICK FILM	
Others parts		

PAGE 2/2	ISSUE 09-04-20B	SERIES ATTENUATOR	PART NUMBER R412519124
----------	------------------------	-----------------------------	-------------------------------

ELECTRICAL CHARACTERISTICS

Frequency (GHz)	DC - 2	2 - 3
V.S.W.R (≤)	1.20	1.30
Deviation(±dB)	1.0	1.0

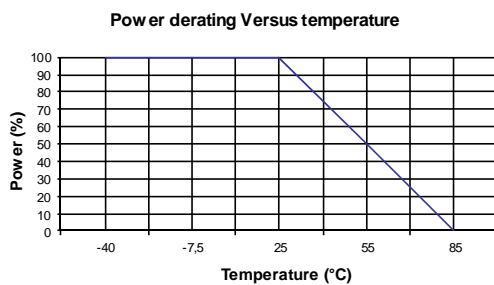
Operating Frequency Range	DC - 3	GHz
Impedance	50	Ω
Nominal Attenuation	19	dB
Peak power at 25°C (1μs, 1%)	100	W
Average power at 25°C	1	W (Free Air Cooled)
		W (Conduction Cooled)

MECHANICAL CHARACTERISTICS

Connectors	TNC	Male Female	MIL-C 39012
Weight	16,77	g	

ENVIRONMENTAL CHARACTERISTICS

Operating temperature range	-40 / +85	°C
Storage temperature range	-40 / +85	°C



SPECIFICATION

OTHER CHARACTERISTICS