

奇数キャビティ：キャビティ番号及び金型番号
偶数キャビティ：トレードマーク

ODD CAVITY:CAVITY AND MOLD NO.
EVEN CAVITY:TRADE MARK

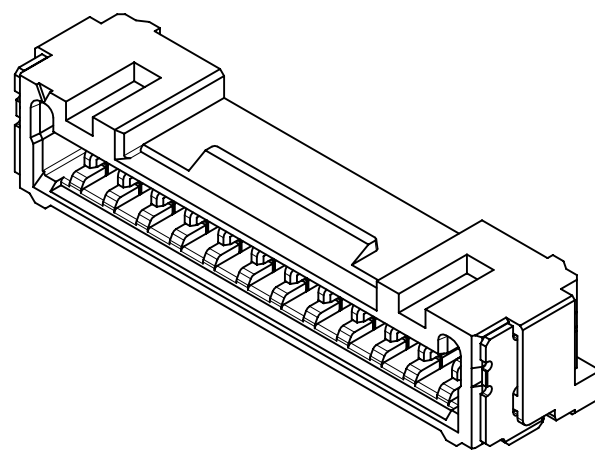
奇数キャビティ：トレードマーク
偶数キャビティ：キャビティ番号及び金型番号

ODD CAVITY:TRADE MARK
EVEN CAVITY:CAVITY AND MOLD NO.

△ TABLE 1

番号 NO.	部品 PART	材質 MATERIAL
①	ハウジング HOUSING	ポリアミド(PA), ガラス充填, UL94 V-0, 色 : SHEET 5参照 POLYAMIDE (PA), GLASS FILLED, UL94 V-0, COLOR : SEE SHEET 5
②	ターミナル TERMINAL	黄銅 BRASS
		錫ビスマスめっき : 1.0 MICROMETER MINIMUM TIN-BISMUTH PLATING ニッケルめっき(下地全面) : 1.0 MICROMETER MINIMUM NICKEL (UNDER-PLATING OVERALL)
③	ネイル NAIL	黄銅 BRASS
		錫めっき : 1.0 MICROMETER MINIMUM MATTE TIN PLATING ニッケルめっき(下地全面) : 1.0 MICROMETER MINIMUM NICKEL (UNDER-PLATING OVERALL)

DOCUMENT STATUS | P1 | RELEASE DATE | 2022/11/30 | 03:03:47



注記 :
NOTES :

- 材料及び仕上げ(めっき仕様) : TABLE 1, TABLE2 参照
MATERIAL AND FINISHES (PLATING SPECIFICATION) : SEE TABLE 1, TABLE2.
- 製品仕様書、コネクタ取扱説明書、適合嵌合相手はSHEET 5をご参照下さい。
PLEASE REFER TO SHEET 5 FOR PRODUCT SPECIFICATION, APPLICATION SPECIFICATION AND MATE WITH.
- 端子テール部 及び ネイルの平坦度 : 0.1 MAXIMUM
TAIL AND NAIL COPLANARITY TO BE 0.1 MAXIMUM
- 偶数極に適合
APPLY TO EVEN CIRCUIT
- 発注番号 : 製品一覧参照
ORDER NUMBER : PLEASE REFER TO ORDER NUMBER LIST

505567**7*

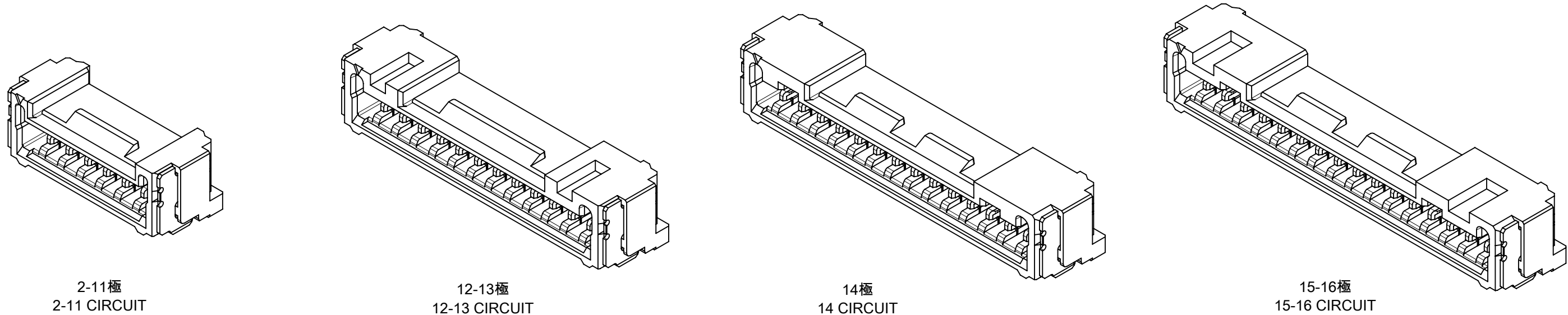
極数
CIRCUIT SIZE

番号 NO.	ハウジングカラー HOUSING COLOR
0	ナチュラル(ベージュ) NATURAL(BEIGE)
1	黒 BLACK
2	赤 RED
3	黄 YELLOW
4	青 BLUE
6	緑 GREEN
8	橙 ORANGE

22.2	18.75	23.25	16
20.95	17.5	22	15
19.7	16.25	20.75	14
18.45	15	19.5	13
17.2	13.75	18.25	12
15.95	12.5	17	11
14.7	11.25	15.75	10
13.45	10	14.5	9
12.2	8.75	13.25	8
10.95	7.5	12	7
9.7	6.25	10.75	6
8.45	5	9.5	5
7.2	3.75	8.25	4
5.95	2.5	7	3
4.7	1.25	5.75	2
C	B	A	極数 CIRCUIT SIZE

THIS DRAWING CONTAINS INFORMATION THAT IS PROPRIETARY TO MOLEX ELECTRONIC TECHNOLOGIES, LLC AND SHOULD NOT BE USED WITHOUT WRITTEN PERMISSION		CURRENT REV DESC:		molex	
DIMENSION UNITS	SCALE				
mm	NTS			MICRO-LOCK PLUS 1.25 W/B SINGLE ROW RIGHT ANGLE SMT PLUG ASSEMBLY TIN-BISMUTH PLATING	
GENERAL TOLERANCES (UNLESS SPECIFIED)				PRODUCT CUSTOMER DRAWING	
ANGULAR TOL	± 3.0 °			DOCUMENT NUMBER	
4 PLACES	± 0.2	EC NO: 720259		5055670000-SD	
3 PLACES	± 0.2	DRWN: SOKUMURA01 2022/11/07		DOC TYPE	
2 PLACES	± 0.2	CHK'D: SAKIYAMA 2022/11/28		PSD	
1 PLACE	± 0.2	APPR: AIDA 2022/11/30		DOC PART	
0 PLACES	± 0.2	INITIAL REVISION:		000	
DRAFT WHERE APPLICABLE MUST REMAIN WITHIN DIMENSIONS		DRWN: RWATANABE01 2017/11/24		C	
THIRD ANGLE PROJECTION		APPR: TKANEKO 2017/12/06		REVISION	
DRAWING		SERIES		SHEET NUMBER	
A3-SIZE		505567		1 OF 5	
MATERIAL NUMBER		CUSTOMER			
SEE SHEET 5		GENERAL			

製品形状
PRODUCT SHAPE



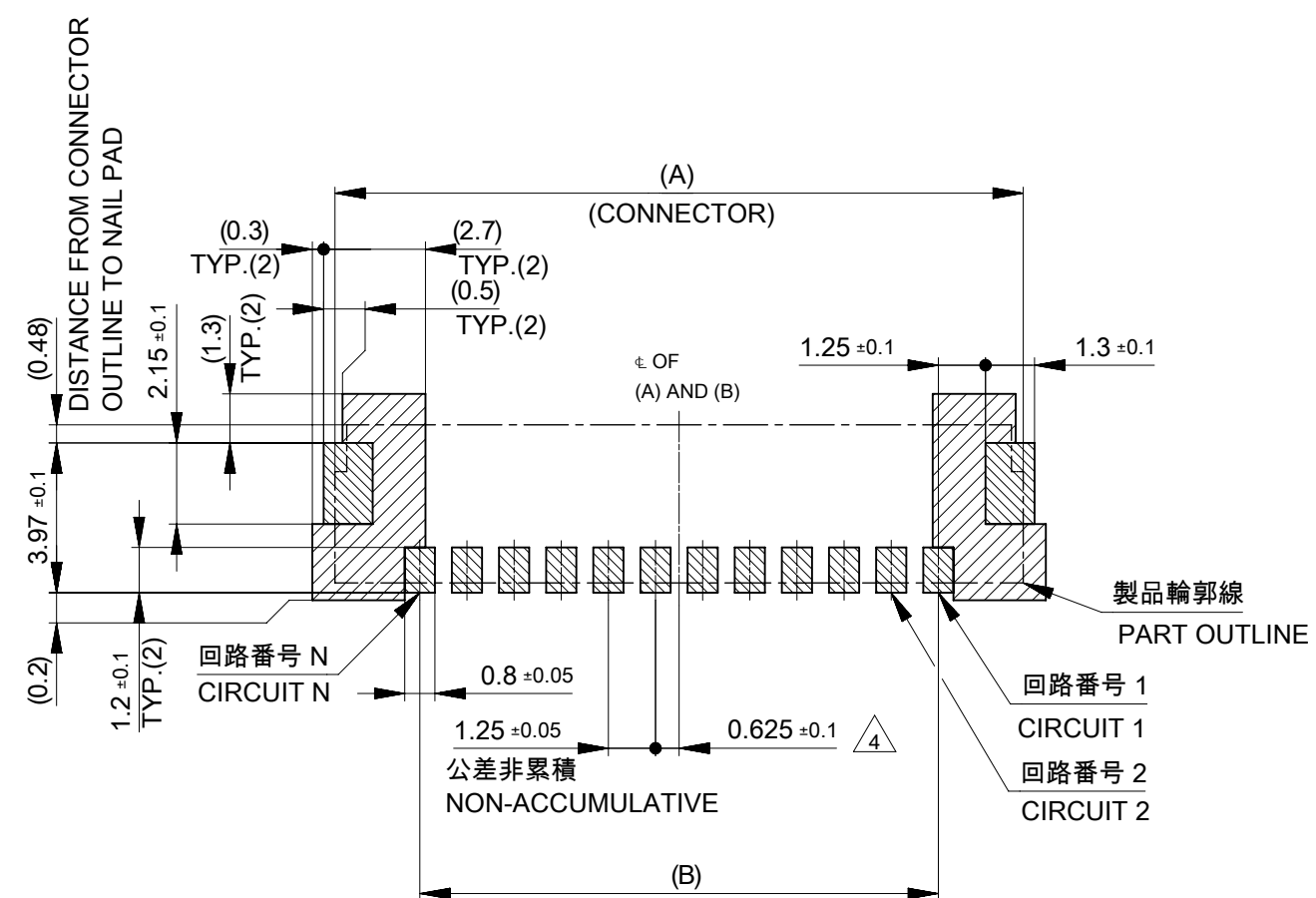
2-11極
2-11 CIRCUIT

12-13極
12-13 CIRCUIT

14極
14 CIRCUIT

15-16極
15-16 CIRCUIT

基板パターンレイアウト
PCB PATTERN LAYOUT

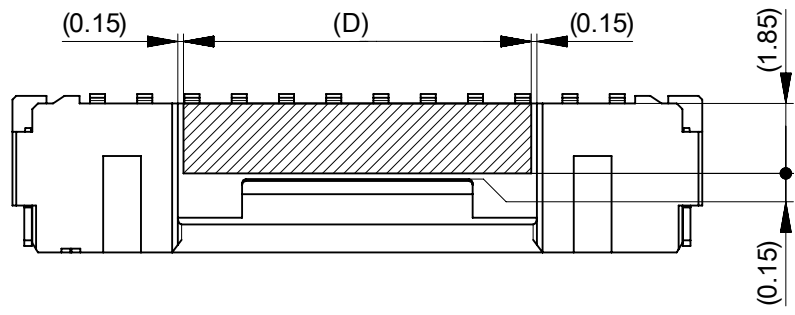


基板パターンレイアウト (参考)
(参考: 基板厚 1.6mm, メタルマスク厚さ 0.15mm, マスク開口率 100%)
RECOMMEND PCB LAYOUT : COMPONENT SIDE
(REFERENCE : PCB THICKNESS 1.6mm, STENCIL THICKNESS 0.15mm, APERTURE RATIO 100%)

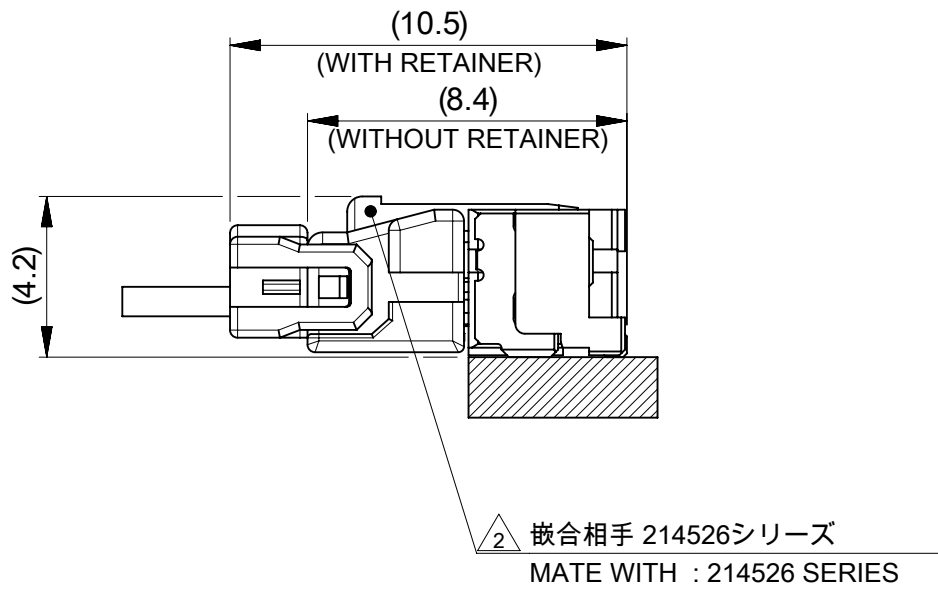
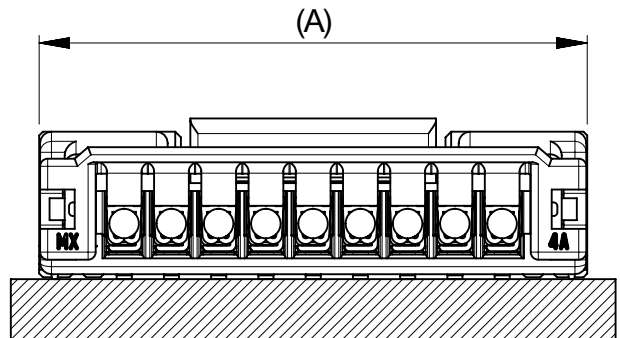
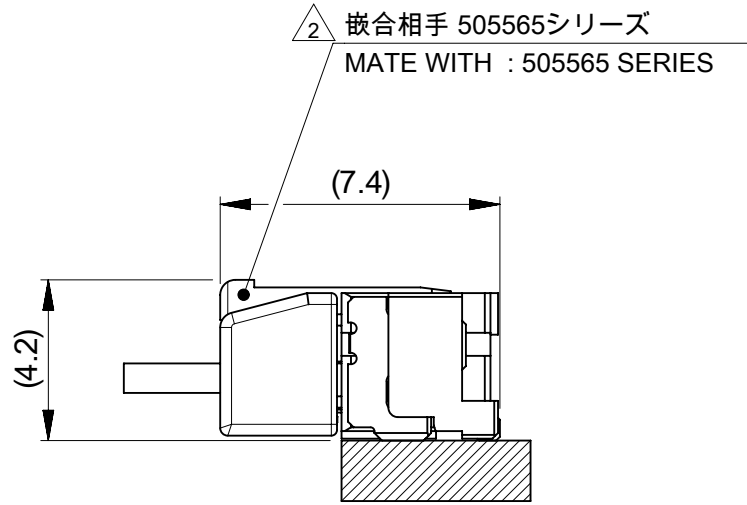
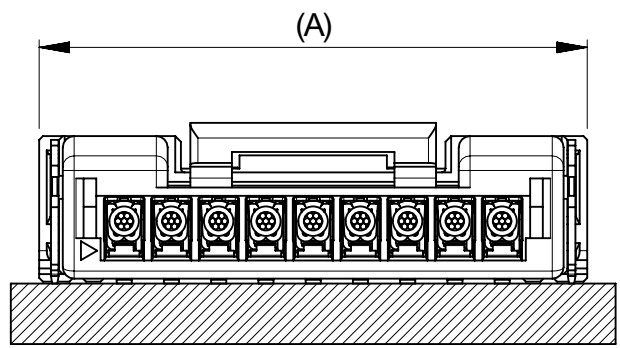
パターン非推奨エリア
パターンを引き回す際は、製品機能に影響がないことをご確認ください。
PATTERN IS NOT RECOMMENDED ON THE HATCHING AREA
PLEASE CHECK NOT TO HAVE PROBLEM FOR PRODUCT FUNCTION
WHEN SETTING PATTERN ON THE HATCHING AREA.

THIS DRAWING CONTAINS INFORMATION THAT IS PROPRIETARY TO MOLEX ELECTRONIC TECHNOLOGIES, LLC AND SHOULD NOT BE USED WITHOUT WRITTEN PERMISSION									
DIMENSION UNITS		SCALE		CURRENT REV DESC:					
mm		NTS		<p style="text-align: center;">molex</p> <p style="text-align: center;">MICRO-LOCK PLUS 1.25 W/B SINGLE ROW RIGHT ANGLE SMT PLUG ASSEMBLY TIN-BISMUTH PLATING</p> <p style="text-align: center;">PRODUCT CUSTOMER DRAWING</p>					
GENERAL TOLERANCES (UNLESS SPECIFIED)									
ANGULAR TOL ± 3.0°									
4 PLACES		± 0.2							
3 PLACES		± 0.2							
2 PLACES		± 0.2							
1 PLACE		± 0.2		EC NO: 720259		2022/11/07		DOCUMENT NUMBER	
0 PLACES		± 0.2		DRWN: SOKUMURA01		2022/11/28		5055670000-SD	
DRAFT WHERE APPLICABLE MUST REMAIN WITHIN DIMENSIONS				THIRD ANGLE PROJECTION		DRAWING		SERIES	
				A3-SIZE		505567		MATERIAL NUMBER	
				SEE SHEET 5		CUSTOMER		SHEET NUMBER	
				GENERAL		2 OF 5			

吸着エリア
SUCTION AREA



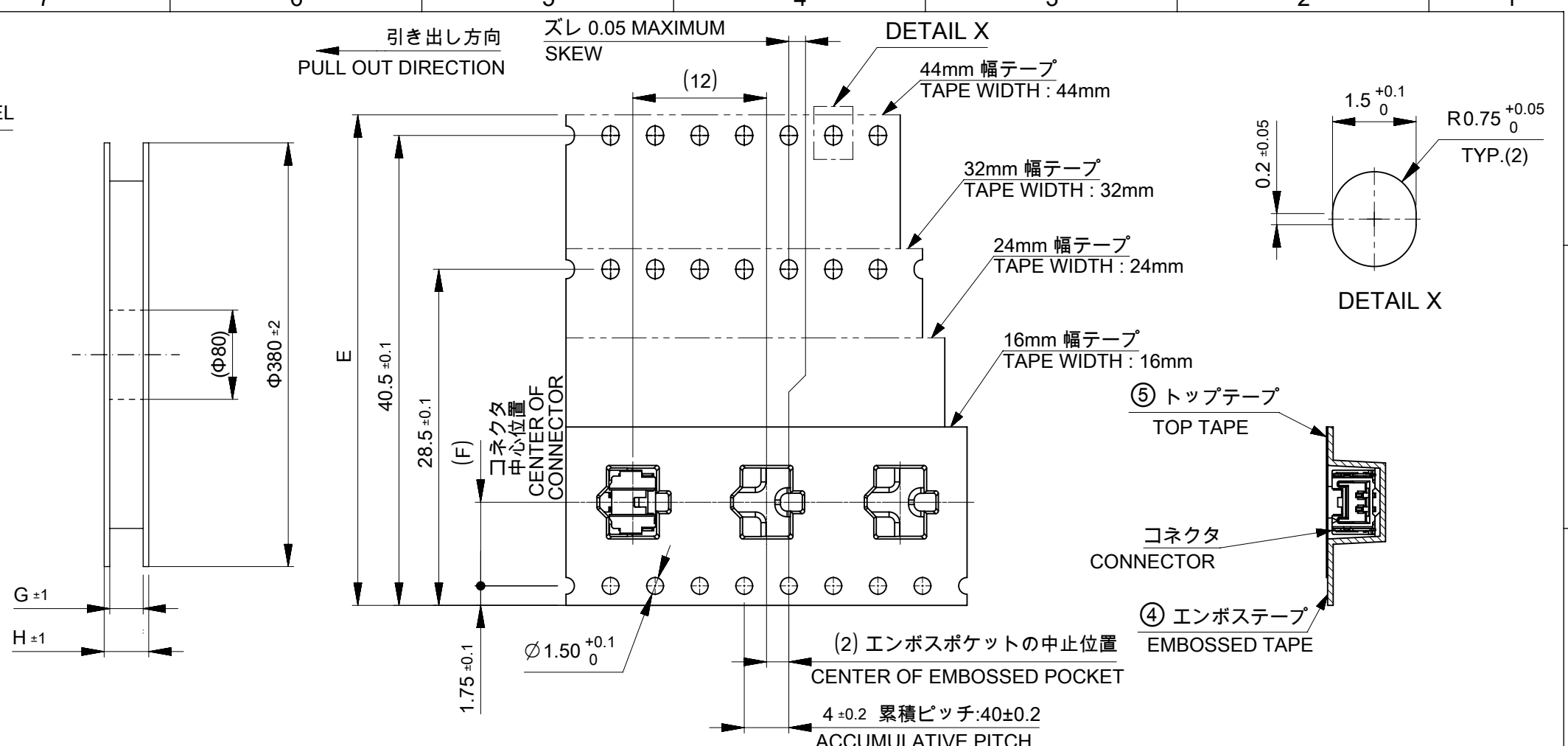
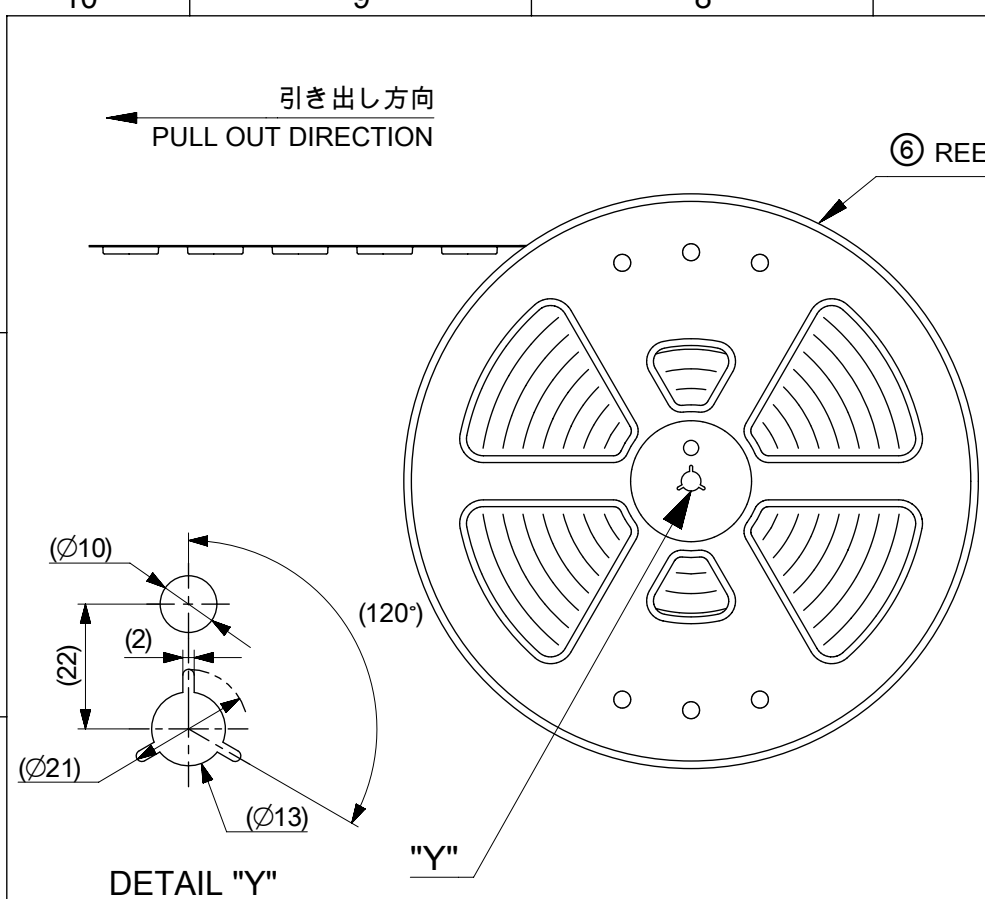
嵌合状態図
MATED CONNECTORS



10.7	16
	15
	14
9.2	13
	12
	11
	10
6.7	9
	8
	7
6.6	6
5.35	5
4.1	4
2.85	3
1.9	2
D	極数 CIRCUIT SIZE

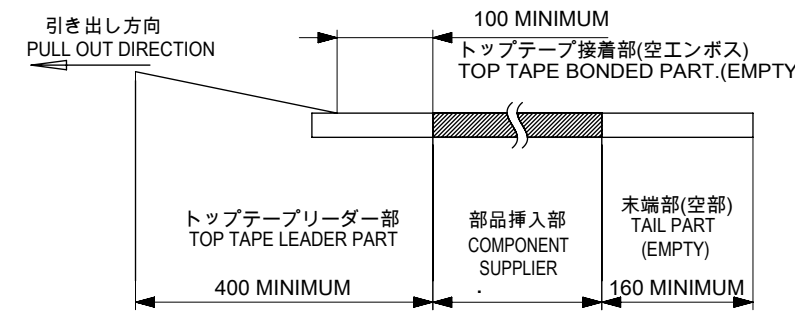
THIS DRAWING CONTAINS INFORMATION THAT IS PROPRIETARY TO MOLEX ELECTRONIC TECHNOLOGIES, LLC AND SHOULD NOT BE USED WITHOUT WRITTEN PERMISSION

DIMENSION UNITS mm	SCALE NTS	CURRENT REV DESC:		molex		
GENERAL TOLERANCES (UNLESS SPECIFIED)		EC NO: 720259				
ANGULAR TOL ± 3.0°	4 PLACES ± 0.2	DRWN: SOKUMURA01	2022/11/07	PRODUCT CUSTOMER DRAWING		
3 PLACES ± 0.2	3 PLACES ± 0.2	CHK'D: SAKIYAMA	2022/11/28	DOCUMENT NUMBER		
2 PLACES ± 0.2	2 PLACES ± 0.2	APPR: AIDA	2022/11/30	5055670000-SD		
1 PLACE ± 0.2	1 PLACE ± 0.2	INITIAL REVISION:		DOC TYPE	DOC PART	REVISION
0 PLACES ± 0.2	0 PLACES ± 0.2	DRWN: RWATANABE01	2017/11/24	PSD	000	C
DRAFT WHERE APPLICABLE MUST REMAIN WITHIN DIMENSIONS		APPR: TKANEKO	2017/12/06	CUSTOMER		SHEET NUMBER
THIRD ANGLE PROJECTION		DRAWING	SERIES	MATERIAL NUMBER		3 OF 5
A3-SIZE		A3-SIZE	505567	SEE SHEET 5		GENERAL



注記 NOTE

- 6. 梱包数量 : 1200個 / リール
NUMBER OF CONNECTORS : 1200 PCS/REEL.
- 7. リードテープ長さ LEAD TAPE LENGTH.



- 8. トップテープの剥離強度はIEC60286-3に準拠
TOP TAPE PEELING FORCE IS DEFINED BY IEC60286-3.

1 TABLE 2

番号 NO.	部品 PART	材質 MATERIAL
④	エンボステープ EMBOSSSED TAPE	ポリスチレン(PS) POLYSTYRENE(PS)
⑤	トップテープ TOP TAPE	ポリエチレン(PE), その他 POLYETHYLENE(PE), ETC
⑥	リール REEL	ポリスチレン(PS) <リサイクル材を含む> POLYSTYRENE(PS) < RECYCLE MATERIAL CONTAINED >

DOCUMENT STATUS	P1	RELEASE DATE	2022/11/30	03:03:47
-----------------	----	--------------	------------	----------

THIS DRAWING CONTAINS INFORMATION THAT IS PROPRIETARY TO MOLEX ELECTRONIC TECHNOLOGIES, LLC AND SHOULD NOT BE USED WITHOUT WRITTEN PERMISSION

DIMENSION UNITS	SCALE	CURRENT REV DESC:	
mm	NTS		
GENERAL TOLERANCES (UNLESS SPECIFIED)			
ANGULAR TOL	± 3.0 °		
4 PLACES	± 0.2	EC NO: 720259	
3 PLACES	± 0.2	DRWN: SOKUMURA01	2022/11/07
2 PLACES	± 0.2	CHK'D: SAKIYAMA	2022/11/28
1 PLACE	± 0.2	APPR: AIDA	2022/11/30
0 PLACES	± 0.2	INITIAL REVISION:	
DRAFT WHERE APPLICABLE MUST REMAIN WITHIN DIMENSIONS		DRWN: RWATANABE01	2017/11/24
THIRD ANGLE PROJECTION		APPR: TKANEKO	2017/12/06
DRAWING		SERIES	MATERIAL NUMBER
A3-SIZE		505567	SEE SHEET5
CUSTOMER		SHEET NUMBER	
GENERAL		4 OF 5	

molex

MICRO-LOCK PLUS 1.25 W/B
SINGLE ROW RIGHT ANGLE SMT PLUG ASSEMBLY
TIN-BISMUTH PLATING

PRODUCT CUSTOMER DRAWING

DOCUMENT NUMBER	DOC TYPE	DOC PART	REVISION
5055670000-SD	PSD	000	C


49.4	45.4	20.2	44±0.3	16
				15
				14
				13
37.4	33.4	14.2	32±0.3	12
				11
				10
				9
				8
				7
29.4	25.4	11.5	24 ^{+0.3} _{-0.1}	6
				5
				4
21.4	17.4	7.5	16 ^{+0.3} _{-0.1}	3
				2
H	G	F	E	極数 CIRCUIT SIZE

△ 2 適合製品及び各種仕様書 APPLICABLE PRODUCTS AND VARIOUS SPECIFICATIONS

梱包仕様書 PACKAGING SPECIFICATION		5055679200 PS 200	
適合嵌合相手 MATE WITH	シリーズ番号 SERIES NUMBER	505565	214526
	リテーナー対応 RETAINER APPLICABLE	NOT COMPLIANT	COMPLIANT (NATURAL, BLACK, RED, YELLOW, BLUE)
製品仕様書 PRODUCT SPECIFICATION		5055650000 PS 000	2145260000-PS PS 000
コネクタ取扱説明書 APPLICATION SPECIFICATION		5055650000-AS PS 000	

△ 5 505567**7* 発注番号一覧 ORDER NUMBER LIST

ORANGE	GREEN	BLUE	YELLOW	RED	BLACK	NATURAL (BEIGE)	HOUSING COLOR
5055671678	5055671676	5055671674	5055671673	5055671672	5055671671	5055671670	16
5055671578	5055671576	5055671574	5055671573	5055671572	5055671571	5055671570	15
5055671478	5055671476	5055671474	5055671473	5055671472	5055671471	5055671470	14
5055671378	5055671376	5055671374	5055671373	5055671372	5055671371	5055671370	13
5055671278	5055671276	5055671274	5055671273	5055671272	5055671271	5055671270	12
5055671178	5055671176	5055671174	5055671173	5055671172	5055671171	5055671170	11
5055671078	5055671076	5055671074	5055671073	5055671072	5055671071	5055671070	10
5055670978	5055670976	5055670974	5055670973	5055670972	5055670971	5055670970	9
5055670878	5055670876	5055670874	5055670873	5055670872	5055670871	5055670870	8
5055670778	5055670776	5055670774	5055670773	5055670772	5055670771	5055670770	7
5055670678	5055670676	5055670674	5055670673	5055670672	5055670671	5055670670	6
5055670578	5055670576	5055670574	5055670573	5055670572	5055670571	5055670570	5
5055670478	5055670476	5055670474	5055670473	5055670472	5055670471	5055670470	4
5055670378	5055670376	5055670374	5055670373	5055670372	5055670371	5055670370	3
5055670278	5055670276	5055670274	5055670273	5055670272	5055670271	5055670270	2
発注番号 : ORDER NUMBER							極数 CIRCUIT SIZE
エンボステープ梱包 PACKAGING STYLE: EMBOSSED TAPE AND REEL							

THIS DRAWING CONTAINS INFORMATION THAT IS PROPRIETARY TO MOLEX ELECTRONIC TECHNOLOGIES, LLC AND SHOULD NOT BE USED WITHOUT WRITTEN PERMISSION										
DIMENSION UNITS		SCALE		CURRENT REV DESC:						
mm		NTS		 MICRO-LOCK PLUS 1.25 W/B SINGLE ROW RIGHT ANGLE SMT PLUG ASSEMBLY TIN-BISMUTH PLATING PRODUCT CUSTOMER DRAWING						
GENERAL TOLERANCES (UNLESS SPECIFIED)										
ANGULAR TOL ± 3.0 °										
4 PLACES ± 0.2		3 PLACES ± 0.2								
2 PLACES ± 0.2		1 PLACE ± 0.2								
0 PLACES ± 0.2		EC NO: 720259 DRWN: SOKUMURA01 2022/11/07 CHK'D: SAKIYAMA 2022/11/28 APPR: AIDA 2022/11/30				DOCUMENT NUMBER 5055670000-SD		DOC TYPE PSD	DOC PART 000	REVISION C
DRAFT WHERE APPLICABLE MUST REMAIN WITHIN DIMENSIONS				THIRD ANGLE PROJECTION		DRAWING A3-SIZE	SERIES 505567	MATERIAL NUMBER SEE SHEET 5	CUSTOMER GENERAL	SHEET NUMBER 5 OF 5