

Electronics Diagonal Cutters ESD

with inserted carbide metal cutting edges


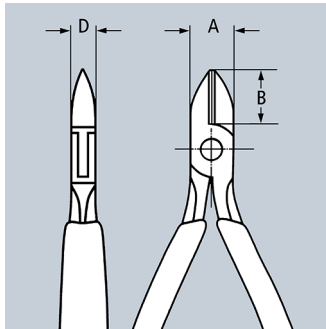

DIN ISO 9654

77
H

- > for extreme demands on cutting pliers caused by hard or tough materials, e.g. piano, nickel, tungsten and diode wire, which are used more frequently in the electronics and aerospace industries
- > precision carbide metal cutting edges soldered into forged blanks
- > sturdy, zero backlash box-joint
- > hardness of the carbide cutting edges (approx. 80 – 83 HRC)
- > pliers with carbide metal cutting edges have a substantially longer service life than those with conventional cutting edges
- > constantly reliable cutting results due to the avoidance of cutter deformations
- > high cost savings due to longer service life of the pliers
- > electrically discharging handles – dissipative (ESD version only)

77 32 120 H ESD

Pointed head with chamfer; with small bevel



77 02 120 H ESD



77 02 135 H ESD



ESD Pliers (electrostatic discharge)

Electrostatic energy is discharged through the handles in a gradual and controlled manner which protects components endangered by electrostatic discharge in accordance with applicable standards, e.g. IEC TR 61 340-5, DIN EN 61 340-5, SP Method 2472



Product Number	Packaging	↔ Inch mm		Head	Handles	Cutting capacities				Dimensions			 lbs
						 Ø Inch Ø mm	 Ø Inch Ø mm	 Ø Inch Ø mm	 Ø Inch Ø mm	A Inch mm	B Inch mm	D Inch mm	
77 02 120 H ESD		4 3/4 120		mirror polished	ESD multi-component grips	5/64 2.0	3/64 1.0	1/32 0.6	1/64 0.2	7/16 11.0	9/16 14.3	19/64 7.5	0.19
77 02 135 H ESD		5 1/4 135				5/64 2.0	1/16 1.6	3/64 1.2	1/32 0.8	19/32 15.0	45/64 18.0	3/8 9.5	
77 32 120 H ESD		4 3/4 120		mirror polished	ESD multi-component grips	1/16 1.6	1/32 0.6	1/64 0.2	1/64 0.2	7/16 11.0	9/16 14.3	19/64 7.5	0.17