

STANDARD EXECUTIONS

- **RMO-AN-D:** (AlNiCo) Aluminium-nickel-cobalt magnet, resistant to temperatures up to 450°C. Zinc-plated steel housing with smooth stud.
- **RMO-AN-E:** (AlNiCo) Aluminium-nickel-cobalt magnet, resistant to temperatures up to 450°C. Zinc-plated steel housing with threaded stud.
- **RMO-ND-D:** (NdFeB) Neodymium- iron-boron magnet, resistant to temperatures up to 80°C. Zinc-plated steel housing with smooth stud.
- **RMO-ND-E:** (NdFeB) Neodymium- iron-boron magnet, resistant to temperatures up to 80°C. Zinc-plated steel housing with threaded stud.

See Guidelines for the choosing (on page 1180).

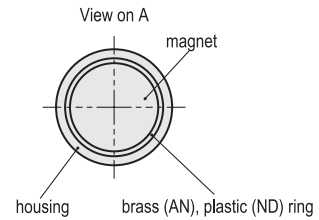
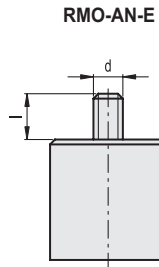
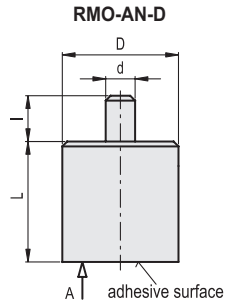
FEATURES AND APPLICATIONS

RMO cylindric retaining magnets are shielded magnetic systems with high performances and moderate overall dimensions.

The execution with smooth stud has been designed for positioning with rivets.



Conversion Table 1 mm = 0.039 inch			
D			
mm	inch	mm	inch
6	0.24	25	0.98
8	0.31	32	1.26
10	0.39	40	1.57
13	0.51	50	1.97
16	0.63	63	2.48
20	0.79		



RMO-AN

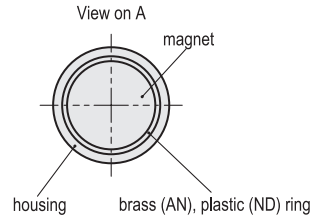
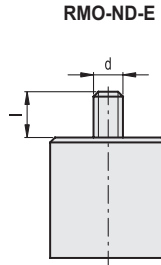
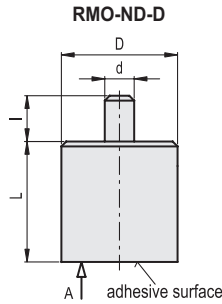
METRIC

Code	Description	D	d	d	L+0.2-0.2	l	Nominal adhesive forces* [N]	⚖
502501	RMO-AN-6-3-D	6	3	-	20	8	2	5
502505	RMO-AN-8-3-D	8	3	-	20	8	4	8
502509	RMO-AN-10-4-D	10	4	-	20	8	8.5	13
502513	RMO-AN-13-4-D	13	4	-	20	8	12	21
502517	RMO-AN-16-5-D	16	5	-	20	8	20	32
502521	RMO-AN-20-6-D	20	6	-	25	8	40	59
502525	RMO-AN-25-8-D	25	8	-	35	10	60	128
502529	RMO-AN-32-10-D	32	10	-	40	10	160	220
502533	RMO-AN-40-15-D	40	15	-	50	20	240	468
502537	RMO-AN-50-18-D	50	18	-	60	25	400	872
502541	RMO-AN-63-20-D	63	20	-	65	30	660	1371
502503	RMO-AN-6-M3-E	6	-	M3	20	7	2	5
502507	RMO-AN-8-M3-E	8	-	M3	20	7	4	8
502511	RMO-AN-10-M4-E	10	-	M4	20	8	8.5	13
502515	RMO-AN-13-M4-E	13	-	M4	20	8	12	21
502519	RMO-AN-16-M4-E	16	-	M4	20	10	20	31
502523	RMO-AN-20-M6-E	20	-	M6	25	10	40	60
502527	RMO-AN-25-M6-E	25	-	M6	35	10	60	125
502531	RMO-AN-32-M8-E	32	-	M8	40	12	160	217
502535	RMO-AN-40-M8-E	40	-	M8	50	15	240	458
502539	RMO-AN-50-M10-E	50	-	M10	60	15	400	855
502543	RMO-AN-63-M12-E	63	-	M12	65	20	660	1345

* The values of the nominal adhesive forces are approximate and refer to magnetic properties observed on laboratory samples.



Conversion Table 1 mm = 0.039 inch			
D			
mm	inch	mm	inch
6	0.24	25	0.98
8	0.31	32	1.26
10	0.39	40	1.57
13	0.51	50	1.97
16	0.63	63	2.48
20	0.79		



RMO-ND

METRIC

Code	Description	D	d	d	L+0.2-0.2	l	Nominal adhesive forces* [N]	⚖️
502601	RMO-ND-6-3-D	6	3	-	20	8	6	5
502605	RMO-ND-8-3-D	8	3	-	20	8	12	9
502609	RMO-ND-10-4-D	10	4	-	20	8	24	13
502613	RMO-ND-13-4-D	13	4	-	20	8	60	21
502617	RMO-ND-16-5-D	16	5	-	20	8	90	31
502621	RMO-ND-20-6-D	20	6	-	25	8	135	62
502625	RMO-ND-25-8-D	25	8	-	35	10	190	133
502629	RMO-ND-32-10-D	32	10	-	40	10	340	252
502633	RMO-ND-40-15-D	40	15	-	50	20	600	480
502637	RMO-ND-50-18-D	50	18	-	60	25	900	890
502641	RMO-ND-63-20-D	63	20	-	65	30	1300	1391
502603	RMO-ND-6-M3-E	6	-	M3	20	7	6	5
502607	RMO-ND-8-M3-E	8	-	M3	20	7	12	9
502611	RMO-ND-10-M4-E	10	-	M4	20	8	24	14
502615	RMO-ND-13-M4-E	13	-	M4	20	8	60	23
502619	RMO-ND-16-M4-E	16	-	M4	20	10	90	33
502623	RMO-ND-20-M6-E	20	-	M6	25	10	135	62
502627	RMO-ND-25-M6-E	25	-	M6	35	10	190	127
502631	RMO-ND-32-M8-E	32	-	M8	40	12	340	220
502635	RMO-ND-40-M8-E	40	-	M8	50	15	700	461
502639	RMO-ND-50-M10-E	50	-	M10	60	15	1000	860
502643	RMO-ND-63-M12-E	63	-	M12	65	20	1700	1350

* The values of the nominal adhesive forces are approximate and refer to magnetic properties observed on laboratory samples.