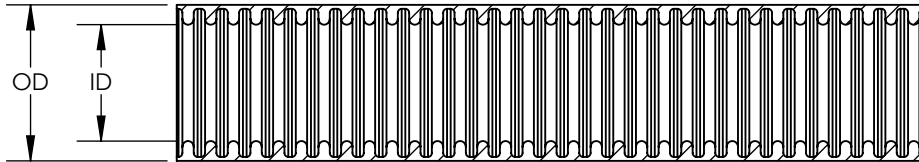
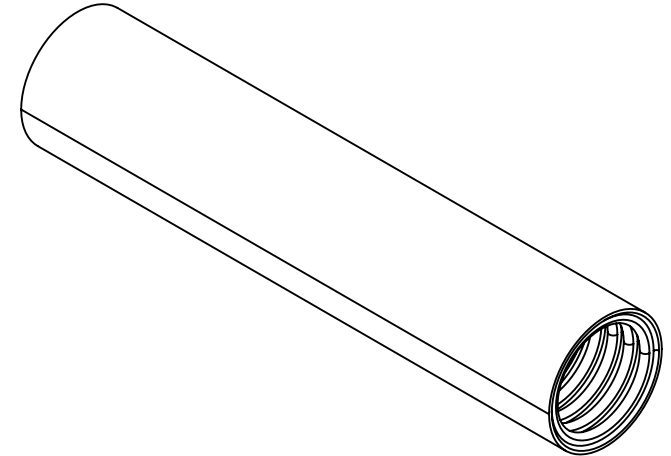
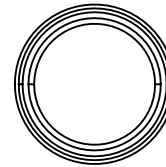
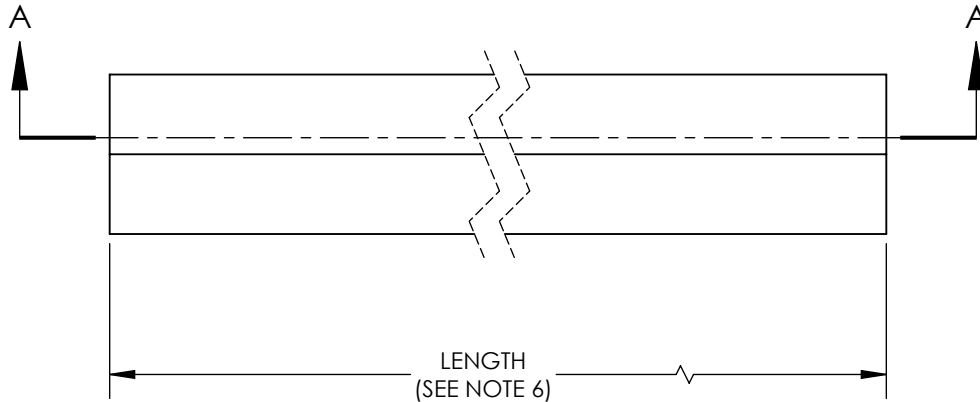


SW2014



Revision level			Revision Record	Changed	Date	Approved	Date
Drawing	State	Part					
00.0	Design Release		SEE ECN# 013638	GRW	11/30/2016	KAC	11/30/2016



SECTION A-A

- NOTES:
1. FLAMMABILITY SELF-EXTINGUISHING (EN613861)
 2. OPERATING TEMPERATURE -4° F TO +221° F (-20° C TO +105° C)
 3. RoHS
 4. USE WITH HELAGUARD LTP OR LTPUL SERIES METALLIC FITTINGS FOR IP66 + IP67 + IP68 + IP69 RATINGS
 5. MANUFACTURED TO UL360 REQUIREMENTS
 6. CONSULT FACTORY OR WEBSITE FOR AVAILABLE LENGTHS

Conduit Nominal Size		HellermannTyton Item Number	Man'f Part Reference	Outside Dimension (OD)		Inside Dimension (ID)		Minimum Bend Radius	
inches	mm			in	mm	in	mm	in	mm
1/2	20.0	LTBRDP20B-25M	LTBRDP20B	0.83	21.1	0.63	16.0	2.56	65.0
3/4	25.0	LTBRDP25B-25M	LTBRDP25B	1.04	26.4	0.83	21.0	3.94	100.0
1	32.0	LTBRDP32B-25M	LTBRDP32B	1.30	33.1	1.04	26.5	4.72	120.0
1-1/4	40.0	LTBRDP40B-10M	LTBRDP40B	1.65	41.8	1.39	35.4	5.51	140.0
1-1/2	50.0	LTBRDP50B-10M	LTBRDP50B	1.89	47.9	1.59	40.4	7.09	180.0
2	63.0	LTBRDP63B-10M	LTBRDP63B	2.35	59.7	2.03	51.6	10.63	270.0

Material
GALVANIZED STEEL & PVC

Units: inches
Dimension without tolerances details to:
.xxxx = ±.0005
.xxx = ±.005
.xx = ±.01
.x = ±.03
None = ±.06
∠ = ±0.5°
Dimension Formatted in[mm]

The copyright of this drawing is reserved by HellermannTyton. It is issued on condition that it is not reproduced, copied, or disclosed to a third party, either wholly or in part, without the consent of HellermannTyton.

Drawn GRW 11/30/2016
Approved KAC 11/30/2016
HellermannTyton
North America
Email: corp@htamericas.com
Web: www.hellermann.tyton.com

Article/Type-No LTBRDP SERIES
Title **HELAGUARD FLEXIBLE METALLIC CONDUIT, OVERBRAIDED CENTER AND PVC COVER**
Drawing-No PRODUCTION : Phase
16-1965-001-CSU

Scale
Project Number PRP 16-1965
Format AH
Sheet 1/1