


Power Line Inductor

AIRD-06



RoHS
Compliant



21.0 x φ21.0 mm

FEATURES

- Ferrite core with UL tube
- Wire wound construction
- High current, low DCR

APPLICATIONS:

- Electronic Appliance
- Power Supplies
- TRIAC/SCR Control Circuits

STANDARD SPECIFICATIONS

Operating Temperature: -40°C ~ +125°C (including self-heat)

Storage Temperature: -40°C ~ +125°C

Part Number	Inductance	Tolerance	Q min	DCR (Max)	Saturation Current (Max)	Temperature Rise Current (Max)	Inductance Code
Units	μH	%		Ω	A	A	
Symbol	L	K, M, N		DCR	Isat	Irms	
AIRD-06-1R0	1.0	N	15	0.003	108	11.4	1R0M
AIRD-06-1R2	1.2	N	15	0.003	108	11.4	1R0M
AIRD-06-1R5	1.5	N	15	0.003	83	11.4	1R5M
AIRD-06-1R8	1.8	N	15	0.003	68	11.4	1R8M
AIRD-06-2R2	2.2	N	15	0.004	68	11.4	2R2M
AIRD-06-2R7	2.7	N	15	0.005	58	11.4	2R7M
AIRD-06-3R3	3.3	M	15	0.005	58	11.4	3R3M
AIRD-06-3R9	3.9	M	15	0.005	50	11.4	3R9M
AIRD-06-4R7	4.7	M	15	0.005	50	11.4	4R7M
AIRD-06-5R6	5.6	M	15	0.006	44	11.4	5R6M
AIRD-06-6R8	6.8	M	15	0.007	39	11.4	6R8M
AIRD-06-8R2	8.2	M	15	0.007	36	11.4	8R2M
AIRD-06-100	10	K	15	0.009	30	11.4	100K
AIRD-06-120	12	K	15	0.009	27	11.4	120K
AIRD-06-150	15	K	15	0.013	25	9.0	150K
AIRD-06-180	18	K	15	0.018	22	7.2	180K
AIRD-06-220	22	K	15	0.019	21	7.2	220K
AIRD-06-270	27	K	15	0.026	20.5	5.5	270K
AIRD-06-330	33	K	15	0.029	18.6	5.5	330K
AIRD-06-390	39	K	15	0.030	17.0	5.5	390K
AIRD-06-470	47	K	15	0.035	15.1	5.5	470K
AIRD-06-560	56	K	15	0.039	13.6	5.5	560K
AIRD-06-680	68	K	15	0.053	12.7	4.8	680K
AIRD-06-820	82	K	15	0.060	11.3	4.8	820K
AIRD-06-101	100	K	15	0.080	10.4	4.0	101K
AIRD-06-121	120	K	15	0.090	9.4	4.0	121K
AIRD-06-151	150	K	15	0.098	8.6	4.0	151K
AIRD-06-181	180	K	15	0.110	7.8	4.0	181K
AIRD-06-221	220	K	15	0.150	7.0	2.8	221K
AIRD-06-271	270	K	15	0.213	6.3	2.0	271K
AIRD-06-331	330	K	15	0.305	5.2	1.6	331K
AIRD-06-391	390	K	15	0.320	4.9	1.6	391K
AIRD-06-471	470	K	15	0.355	4.5	1.6	471K
AIRD-06-561	560	K	15	0.388	4.1	1.6	561K
AIRD-06-681	680	K	15	0.430	3.7	1.6	681K
AIRD-06-821	820	K	15	0.590	3.4	1.3	821K
AIRD-06-102	1000	K	15	0.818	3.1	1.0	102K
AIRD-06-122	1200	K	15	1.140	2.7	0.8	122K
AIRD-06-152	1500	K	15	1.260	2.4	0.8	152K
AIRD-06-182	1800	K	15	1.390	2.2	0.8	182K
AIRD-06-222	2200	K	15	1.540	2.0	0.8	222K

Test Conditions and equipments

Test frequency: 1KHz 0.25V_{RMS}

Irms: ΔT of 40°C temperature rise max



5101 Hidden Creek Ln Spicewood TX 78669
 Phone: 512-371-6159 | Fax: 512-351-8858
 For terms and conditions of sales, please visit:
www.abracon.com

REVISED: 8-2-21


ABRACON IS
 ISO9001-2015
 CERTIFIED

Power Line Inductor

AIRD-06



RoHS
Compliant



21.0 x ϕ 21.0 mm

PART NUMBER IDENTIFICATION

AIRD-06-

Inductance Code

Please refer to the
Electrical Spec Table

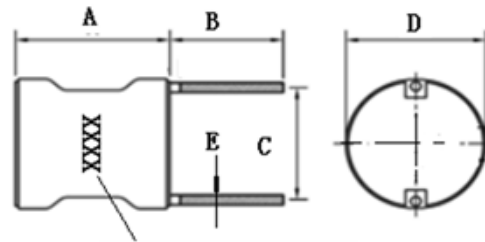
Tolerance

N: \pm 30%

M: \pm 20%

K: \pm 10%

MECHANICAL DIMENSIONS



Inductance Code
e.g. 8R2M
681K

A	B	C	D	E
21.0 (max)	12.5 \pm 1	19.0 \pm 1	21.0 (max)	1.8 (max)

Dimension: inch (mm)

Packaging (50 Pcs/Box)

ATTENTION: Abracon LLC's products are COTS – Commercial-Off-The-Shelf products; suitable for Commercial, Industrial and, where designated, Automotive Applications. Abracon's products are not specifically designed for Military, Aviation, Aerospace, Life-dependant Medical applications or any application requiring high reliability where component failure could result in loss of life and/or property. For applications requiring high reliability and/or presenting an extreme operating environment, written consent and authorization from Abracon LLC is required. Please contact Abracon LLC for more information.