

Data sheet

1030.3 SRK 2,5 OG



Feed-through terminal, Screw connection, Mounting type: Mounting rail TS 35/7.5 and TS 32, Rated cross-section: 2.5 mm², Width: 5 mm, Colour: Orange

Business data

Article number	1030.3
Article name	SRK 2,5 OG
GTIN (EAN)	4044211006747
Packaging unit	100
Quantity unit	PC
Weight per piece (not including packaging)	5 g
Weight per piece (including packaging)	5.57 g
Unit of weight	G
Customs number	85369010
Country of origin	CZ
Prio-Article	1030.2
Product description	Feed-through terminal

Data sheet

1030.3 SRK 2,5 OG

Technical data

Dimensions

Length	45 mm
Width	5 mm
Height TS 35/7.5	39 mm
Height TS 32	43.5 mm

Ratings

Rated voltage	500 V
Rated current	24 A
Rated cross-section	2.5 mm ²
Rated impulse voltage	6 kV
Overvoltage category	III
Contamination degree	3
Maximum power dissipation for nominal condition	0.77 W

Connection data

Connection principle	Screw connection
Connection position	Lateral
Connections	2
Number of terminals per level	2
Number of levels	1
Wire cross-section single-core (rigid) / stranded, min.	0.2 mm ²
Wire cross-section single core (rigid)/stranded, max.	4 mm ²
Wire cross-section stranded, min.	0.2 mm ²
Wire cross-section stranded, max.	4 mm ²
Wire cross-section stranded with wire-end ferrules, min.	0.2 mm ²
Wire cross-section stranded with wire-end ferrules, max.	2.5 mm ²
Wire cross-section AWG, min.	22
Wire cross-section AWG, max.	14
Stripping length	7 mm
Screw head	Slotted
Screw threading	M 2,5
Tightening torque, min.	0.4 Nm
Tightening torque, max.	0.8 Nm

Data sheet

1030.3 SRK 2,5 OG

Technical data

Materials

Insulation housing	Polyamide 6.6
Flammability class UL 94	V-2
Working temperature, min.	-40 °C
Working temperature, max.	105 °C

Further technical data

Mounting type	Mounting rail TS 35/7.5 and TS 32
Gauge plug acc. to EN 60 947-1	A3
Number of cross-connection channels	1
End plate required	✓

Environmental Product Compliance

REACH Conform	yes
REACH Reference date	2022-06-10
REACH Candidate Substance Note	No
RoHS Conform	yes

Approvals

Standards and regulations

EAC approval	TR ZU 004/2011
--------------	----------------

EAC approval granted	yes
----------------------	-----

CSA approval

CSA approval	C22.2 No 158
--------------	--------------

CSA approval granted	yes
----------------------	-----

CSA Usegroup C: rated voltage	300 V
-------------------------------	-------

CSA Usegroup C: rated current	20 A
-------------------------------	------

CSA wire cross-section AWG, min.	22
----------------------------------	----

CSA wire cross-section AWG, max.	14
----------------------------------	----

CSA stripping length	7 mm
----------------------	------

CSA torque, max.	0.8 Nm
------------------	--------

CSA torque, min.	0.4 Nm
------------------	--------

CSA File Number	042110_0_000
-----------------	--------------

KEMA KEUR approval

KEMA KEUR approval	EN 60947-7-1:2009
--------------------	-------------------

KEMA KEUR approval granted	yes
----------------------------	-----

KEMA rated voltage	500 V
--------------------	-------

KEMA rated current	24 A
--------------------	------

KEMA rated impulse voltage	6 kV
----------------------------	------

KEMA wire cross-section single core (rigid), min.	0.2 mm ²
---	---------------------

KEMA wire cross-section single-core (rigid), max.	4 mm ²
---	-------------------

KEMA wire cross-section stranded, min.	0.2 mm ²
--	---------------------

KEMA wire cross-section stranded, max.	4 mm ²
--	-------------------

KEMA torque, min.	0.4 Nm
-------------------	--------

KEMA torque, max.	0.8 Nm
-------------------	--------

German Lloyd approval

DNV GL Certificate number	TAE000014T
---------------------------	------------

DNV GL Location Classes	Temperature: B, Humidity: B, Vibration: A
-------------------------	---

DNV GL approval granted	1
-------------------------	---

DNV GL rated cross-section	2.5 mm ²
----------------------------	---------------------

DNV GL rated current	26 A
----------------------	------

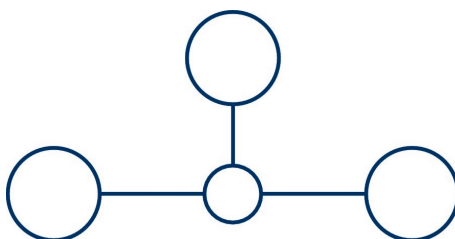
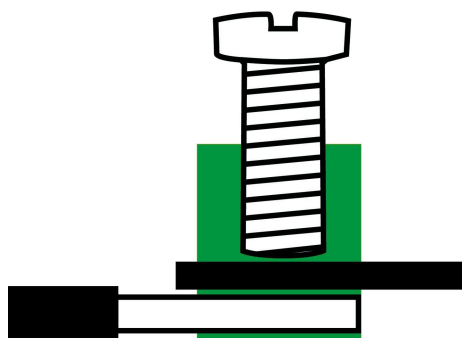
DNV GL rated voltage	500 V
----------------------	-------

DNV GL test standard	IEC 60947-7-1:2002
----------------------	--------------------

Media




M2.5



EAC

Accessories

End plate



End plate, Width: 1.5 mm, Colour: Beige

Article number	Article name	GTIN (EAN)	Packaging unit
<u>2070.2</u>	AP SR BG	4044211048761	50

End stop



End stop, Mounting type: Mounting rail TS 35/7.5, Width: 7.5 mm, Colour: Beige

Article number	Article name	GTIN (EAN)	Packaging unit
<u>2005.2</u>	ES 35 BG	4044211048082	50

Cross-connector



Cross-connector, No. of poles: 10, Mounting type: Can be screwed on, Width: 49.9 mm, Rated cross-section: 2.5 mm², Colour: natural

Article number	Article name	GTIN (EAN)	Packaging unit
<u>2425.0</u>	Q 10	4044211052072	10 ST



Cross-connector, No. of poles: 2, Mounting type: Can be screwed on, Width: 9.1 mm, Rated cross-section: 2.5 mm², Colour: natural

Article number	Article name	GTIN (EAN)	Packaging unit
<u>2422.0</u>	Q 2	4044211052041	50 ST



Cross-connector, No. of poles: 3, Mounting type: Can be screwed on, Width: 14.2 mm, Rated cross-section: 2.5 mm², Colour: natural

Article number	Article name	GTIN (EAN)	Packaging unit
<u>2423.0</u>	Q 3	4044211052058	50 ST

Data sheet

1030.3 SRK 2,5 OG

Cross-connector



Cross-connector, No. of poles: 4, Mounting type: Can be screwed on, Width: 19.3 mm, Rated cross-section: 2.5 mm², Colour: natural

Article number	Article name	GTIN (EAN)	Packaging unit
<u>2424.0</u>	Q 4	4044211052065	20 ST

Quick marking



Terminal marker / Pocket Maxicard, Length: 5 mm, Width: 5 mm, Colour: White

Article number	Article name	GTIN (EAN)	Packaging unit
<u>4600.7</u>	PMC SB 5/50 WH	4044211088903	500 ST

Screwdriver



Screwdriver with bare blade, Colour: Black-grey

Article number	Article name	GTIN (EAN)	Packaging unit
<u>1085.0</u>	SDB 0,5x3,0	4044211014643	1 ST

Partition plate



Partition plate, Width: 1.5 mm, Colour: Beige

Article number	Article name	GTIN (EAN)	Packaging unit
<u>2071.2</u>	TW 1,5-4 BG	4044211048792	50