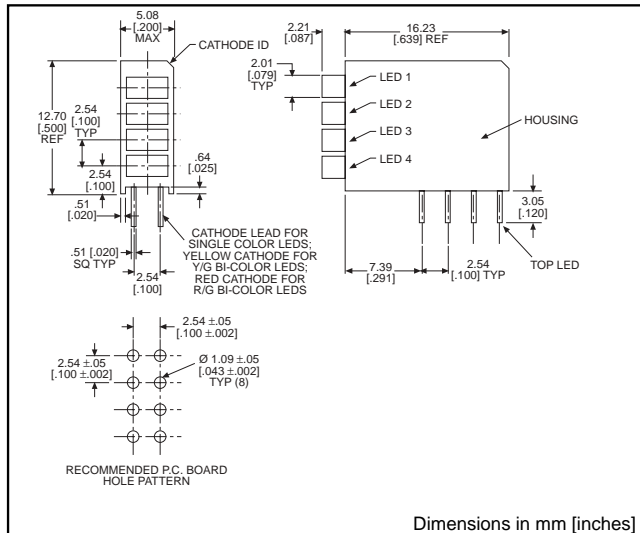


2mm x 4mm Rectangular LED CBI® Circuit Board Indicator Quad-Level



568-0x2x-xxx



PART NO.

COLOR*

LED TYPE 01

568-0121-111	Red-Red-Red-Red
568-0122-222	Green-Green-Green-Green
568-0122-323	Green-Yellow-Green-Yellow
568-0123-232	Yellow-Green-Yellow-Green
568-0123-333	Yellow-Yellow-Yellow-Yellow

BI-COLOR - LED TYPE 07

568-0721-111	Red/Green-Red/Green-
	Red/Green-Red/Green
568-0724-444	Yellow/Green-Yellow/Green
	Yellow/Green-Yellow/Green

* LED 1, LED 2, LED 3, LED 4

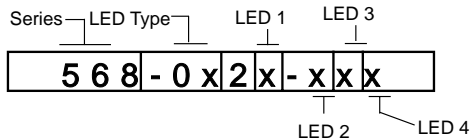
Features

- Multiple CBIs form horizontal LED arrays on 5.08mm (0.200") center-lines.
- High Contrast, UL 94 V-0 rated, black housing
- Oxygen index: 29%
- Polymer content: PBT, 1.004 g
- Housing stand-offs facilitate PCB cleaning
- Solderability per MIL-STD-202F, method 208F
- LEDs are safe for direct viewing per IEC 825-1, EN-60825-1

Tolerance note: As noted, otherwise:

- LED Protrusion: ±0.04 mm [±0.016]
- CBI Housing: ±0.02mm[±0.008]

EXAMPLE OF PART NUMBER ORDERING CODE



LED Color = 0) Blank 1) Red or Red/Green Bi-Color 2) Green 3) Yellow
4) Yellow/Green Bi-Color

Custom Combinations

- Contact factory for information on custom color combinations.

Typical Operating Characteristics (T_A=25°C)

*See LED data sheet for additional information
See Page 5-20 and 5-21 for Reference Only LED Drive Circuit Example
See Page 5-22 for Pin Out*

Part Number	Color	Peak Wavelength nm	I _v * mcd	V _F ** Volts	Viewing Angle 2θ _½	LED Data sheet	Page #
568-012x-xxx	Red	635	3.7	2.1	104°	521-9658	5-14
	Green	565	3.7	2.1	104°	521-9606	5-14
	Yellow	585	3.7	2.1	104°	521-9607	5-14

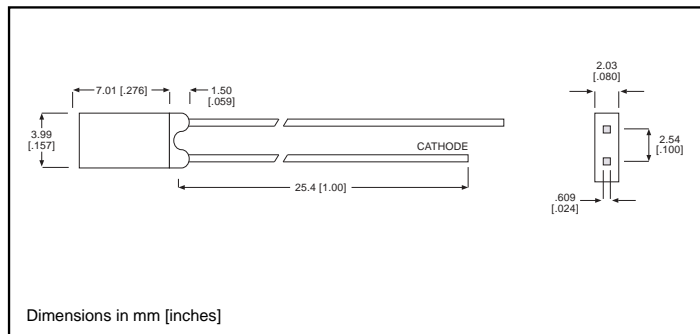
* I_F = 10mA ** I_F = 20mA

Part Number	Color	Peak Wavelength nm	I _v mcd	V _F Volts	Test Current (mA)	Viewing Angle 2θ _½	LED Data sheet	Page #
568-0721-111	Red/Green	630/565	5.6/5.6	2/2.1	20	140°	521-9743	5-15
568-0724-444	Yellow/Green	585/565	2.5/3.7	2.1/2.1	20	140°	521-9640	5-15

2mm x 4mm Discrete LED
Rectangular
Tinted

Dialight

521-9606, -9607, -9658



PART NO.

COLOR

521-9606
 521-9607
 521-9658

Green
 Yellow
 Red

ABSOLUTE MAXIMUM RATINGS ($T_A=25^\circ\text{C}$)	Green -9606	Yellow -9607	Red -9658
Power Dissipation (mW)	100	60	100
Forward Current (mA)	30	20	30
Derating (mA/ $^\circ\text{C}$) From 50 $^\circ\text{C}$.4	.25	.4
Peak Current (mA) Pulse width = 100 μs	120	80	120
Operating Temperature ($^\circ\text{C}$)	-55/+100	-55/+100	-55/+100
Storage Temperature ($^\circ\text{C}$)	-55/+100	-55/+100	-55/+100
Soldering Temperature	260 $^\circ\text{C}$, 5 seconds, 1.6 mm from case		

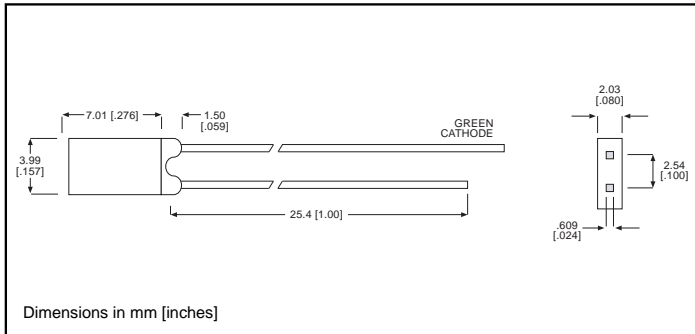
Solder Adherence per MIL-STD-202E, Method 208C

OPERATING CHARACTERISTICS ($T_A=25^\circ\text{C}$)		Green -9606	Yellow -9607	Red -9658
Luminous Intensity (mcd) $I_F=10\text{mA}$	Min.	2.2	2.2	1.1
	Typical	3.7	3.7	3.7
Peak Wavelength (nm) λ Peak	Typical	565	585	635
Viewing Angle (2θ $^\circ$)	Typical	104 $^\circ$	104 $^\circ$	104 $^\circ$
Forward Voltage (V) $I_F=20\text{mA}$	Typical	2.1	2.1	2.1
	Max.	2.8	2.8	2.8
Reverse Voltage (V), $I_R=100\mu\text{A}$	Min.	5	5	5

θ $^\circ$ is the off axis angle at which the luminous intensity is half the axial luminous intensity

2mm x 4mm Discrete LED
 Rectangular - Bi-Color
 Non-Tinted, Diffused

Dialight
 521-9640, -9743



PART NO.	COLOR
521-9640	Yellow/Green
521-9743	Red/Green

ABSOLUTE MAXIMUM RATINGS (T _A =25°C)	Yellow/Green	Red/Green
	-9640	-9743
Power Dissipation (mW)	60/100	100/100
Forward Current (mA)	20/30	30/30
Derating (mA/°C) From 50°C	.25/.4	.4/.4
Peak Current (mA)	80/120	120/120
Pulse width = 100 μs		
Operating Temperature (°C)	-55/+100	-55/+100
Storage Temperature (°C)	-55/+100	-55/+100
Soldering Temperature	260°C, 5 seconds, 1.6 mm from case	

Solder Adherence per MIL-STD-202E, Method 208C

OPERATING CHARACTERISTICS (T _A =25°C)		Yellow/Green	Red/Green
		-9640	-9743
Luminous Intensity (mcd)	Min.	.7/1.1	1.7/1.7
	Typical	2.5/3.7	5.6/5.6
Peak Wavelength (nm)	Typical	585/565	630/565
λ Peak			
Viewing Angle (2Θ ^{1/2})	Typical	140°	140°
Forward Voltage (V)	Typical	2.1/2.1	2/2.1
	Max.	2.8/2.8	2.8/2.8

Θ^{1/2} is the off axis angle at which the luminous intensity is half the axial luminous intensity

5