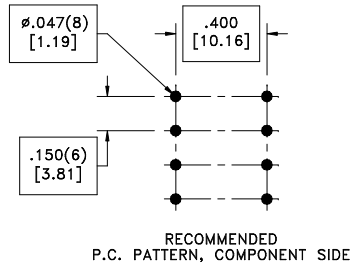
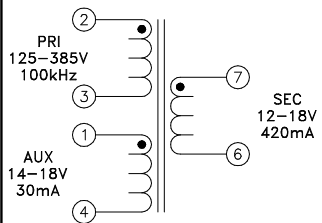
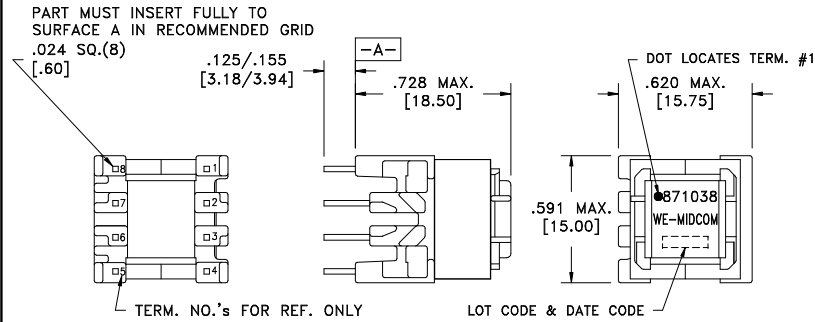


CUSTOMER TERMINAL	RoHS	LEAD(Pb)-FREE
Sn96%, Ag4%	Yes	Yes

more than you expect



ELECTRICAL SPECIFICATIONS @ 25°C unless otherwise noted:

PARAMETER	TEST CONDITIONS	VALUE
D.C. RESISTANCE	1-4 @20°C	0.65 ohms max.
D.C. RESISTANCE	2-3 @20°C	4.60 ohms max.
D.C. RESISTANCE	6-7 @20°C	0.110 ohms max.
INDUCTANCE	2-3 10kHz, 100mVAC, Ls	1.85mH ±10%
SATURATION CURRENT	20% rolloff from initial	280mA
LEAKAGE INDUCTANCE	2-3 tie(1+4, 6+7), 100kHz, 100mVAC, Ls	10.0uH typ., 20.0uH max.
DIELECTRIC	2-7 tie(1+3), 4500VAC, 1 second	3600VAC, 1 minute
URNS RATIO	(2-3):(7-6)	5.76:1, ±1%
URNS RATIO	(2-3):(1-4)	4.9:1, ±1%

GENERAL SPECIFICATIONS:

OPERATING TEMPERATURE RANGE: -40°C to +125°C including temp rise.

Designed to comply with the following requirements as defined by IEC60950-1, EN60950-1, UL60950-1/CSA60950-1 and AS/NZS60950.1:  
 - Reinforced insulation for a primary circuit at a working voltage of 400VDC.

Ⓟ Wire insulation & RoHS status not affected by wire color.  
 Wire insulation color may vary depending on availability.

REV.	DATE	Packaging Specifications Method: Tray PKG-0732 www.we-online.com/midcom		Tolerances unless otherwise specified: Angles: ±1° Fractions: ±1/64	Decimals: ±.005 [.13] Footprint: ±.001 [.03]	DRAWING TITLE <b>TRANSFORMER</b>	PART NO. <b>760871038</b>
6B	12/10		CONVENTION PLACEMENT	This drawing is dual dimensioned. Dimensions in brackets are in millimeters.		eiSos p/n: 760871038	
6A	2/10	SEE REVISION SHEET FOR REVISION LEVEL	REVISION LEVEL				compliant RoHS SPECIFICATION SHEET 1 OF 1