


Number of contacts

# 6-64



Tape & Reel packaging



## SMC low-profile male header, straight solder pins

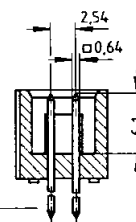
Identification      No. of contacts      Part number      Drawing      Dimensions in mm

SMC male header with straight solder pins

Length: 2.9 mm  
Colour: Beige  
Packaging: Carton

6	09 19 506	324
10	09 19 510	324
14	09 19 514	324
16	09 19 516	324
20	09 19 520	324
26	09 19 526	324
30	09 19 530	324
34	09 19 534	324
40	09 19 540	324
50	09 19 550	324
60	09 19 560	324
64	09 19 564	324

No. of contacts	A	B	E
6	15.2	12.78	2.54 x 2 = 5.08
10	20.3	17.86	2.54 x 4 = 10.16
14	25.4	22.94	2.54 x 6 = 15.24
16	27.9	25.48	2.54 x 7 = 17.78
20	33.0	30.56	2.54 x 9 = 22.86
26	40.6	38.18	2.54 x 12 = 30.48
30	45.72	43.26	2.54 x 14 = 35.56
34	50.8	48.34	2.54 x 16 = 40.64
40	58.4	55.96	2.54 x 19 = 48.26
50	71.3	68.66	2.54 x 24 = 60.96
60	84.0	81.36	2.54 x 29 = 73.66
64	89.1	86.44	2.54 x 31 = 78.74



Solder pins for 1 ± 0.1 mm dia. hole

Colour: Beige  
Packaging: Tape & Reel

6	09 19 506	324 740
10	09 19 510	324 740
14	09 19 514	324 740
16	09 19 516	324 740
20	09 19 520	324 740
26	09 19 526	324 740
30	09 19 530	324 740
34	09 19 534	324 740
40	09 19 540	324 740

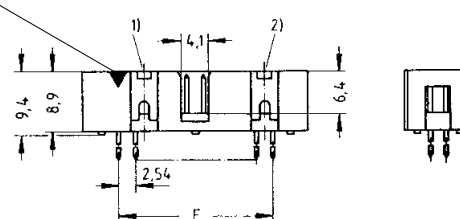
Colour: Black  
Packaging: Tape & Reel

6	09 19 506	324 741
10	09 19 510	324 741
14	09 19 514	324 741
16	09 19 516	324 741
20	09 19 520	324 741
26	09 19 526	324 741
30	09 19 530	324 741
34	09 19 534	324 741
40	09 19 540	324 741

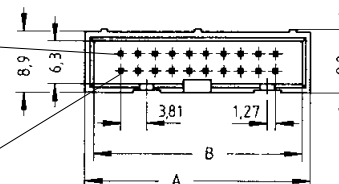
For performance level 3 please specify digit 7  
For performance level 2 please specify digit 6  
S4 = 0.76 µm (30 µinch) Au or PdNi equivalent



Marking No. 1 contact

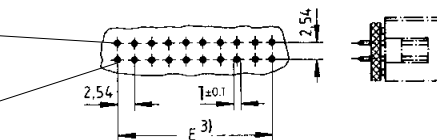


No. 2 contact



No. 1 contact

No. 2 contact

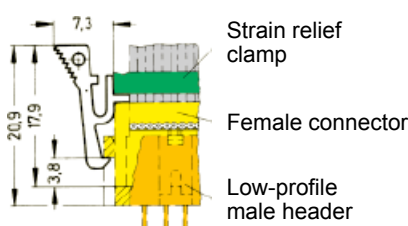


No. 1 contact

Identification      Part number      Drawing      Dimensions in mm

Locking lever for female connector with strain relief  
in conjunction with low-profile male header

09 18 000 99054<sup>1)</sup>



When the security of latching is required and space is a premium, these locking levers can be fitted onto the strain relief of the HARTING female connector.

\* Not normally kept in stock

<sup>1)</sup> No polarization slot for 6, 10 or 14 way male header  
<sup>2)</sup> No polarization slot for 6 way male header

<sup>3)</sup> Pitch tolerance: ± 0.1  
<sup>4)</sup> Order 2 per female connector