


Surface Mount High Efficient Rectifier

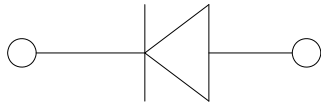


Features

- Low profile package
- Ideal for automated placement
- Glass passivated chip junction
- High forward surge capability
- Super fast reverse recovery time
- Meets MSL level 1, per J-STD-020, LF maximum peak of 260 °C

Typical Applications

For use in high frequency rectification of power supplies, inverters, converters, and freewheeling diodes for consumer, and telecommunication.



Mechanical Data

- **Package:** SMAF
Molding compound meets UL 94 V-0 flammability rating, RoHS-compliant, halogen-free
- **Terminals:** Tin plated leads, solderable per J-STD-002 and JESD22-B102
- **Polarity:** Cathode line denotes the cathode end

■ Maximum Ratings (Ta=25°C Unless otherwise specified)

PARAMETER	SYMBOL	UNIT	H1AF	H1BF	H1DF	H1GF	H1JF	H1KF	H1MF
Device marking code			H1AF	H1BF	H1DF	H1GF	H1JF	H1KF	H1MF
Repetitive peak reverse voltage	VRRM	V	50	100	200	400	600	800	1000
Average rectified output current @60Hz sine wave, resistance load, TL (Fig.1)	IO	A	1.0						
Surge(non-repetitive)forward current @60Hz half-sine wave,1 cycle, Ta=25°C	IFSM	A	30						
Storage temperature	Tstg	°C	-55~+150						
Junction temperature	Tj	°C	-55~+150						

■ Electrical Characteristics (Ta=25°C Unless otherwise specified)

PARAMETER	SYMBOL	UNIT	TEST CONDITIONS	H1AF	H1BF	H1DF	H1GF	H1JF	H1KF	H1MF
Maximum instantaneous forward voltage drop per diode	VF	V	IFM=1.0A	1.0			1.3	1.7		
Maximum reverse recovery time	tr	ns	IF=0.5A,IR=1.0A, I _r =0.25A	50				75		
Maximum DC reverse current at rated DC blocking voltage per diode @ VRM=VRRM	IRRM	μA	Ta=25°C	5.0						
			Ta=125°C	100						



H1AF THRU H1MF

■ Thermal Characteristics (T_a=25°C Unless otherwise specified)

PARAMETER	SYMBOL	UNIT	H1AF	H1BF	H1DF	H1GF	H1JF	H1KF	H1MF
Typical Thermal resistance	R θ J-A ⁽¹⁾	°C/W	70 ¹⁾						
	R θ J-L ⁽¹⁾		25 ¹⁾						

Note:
 (1) Thermal resistance from junction to ambient and from junction to lead mounted on P.C.B. with 0.2" x 0.2" (5.0 mm x 5.0 mm) copper pad areas

■ Characteristics (Typical)

FIG.1: I_o-T_L Cure

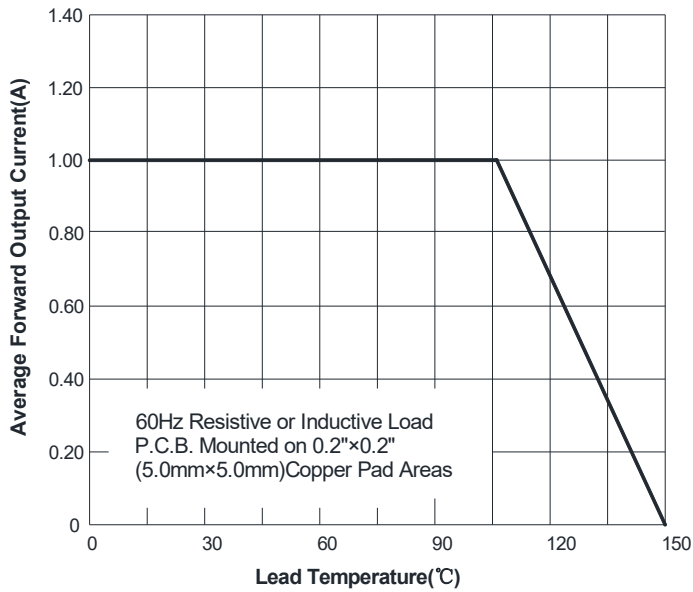


FIG.2: Forward Surge Current Capability

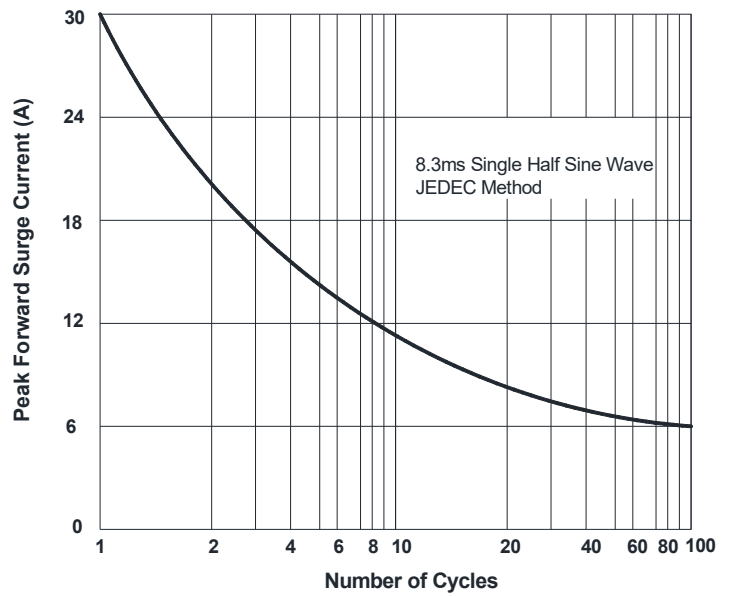


FIG.3: Typical Forward Characteristics

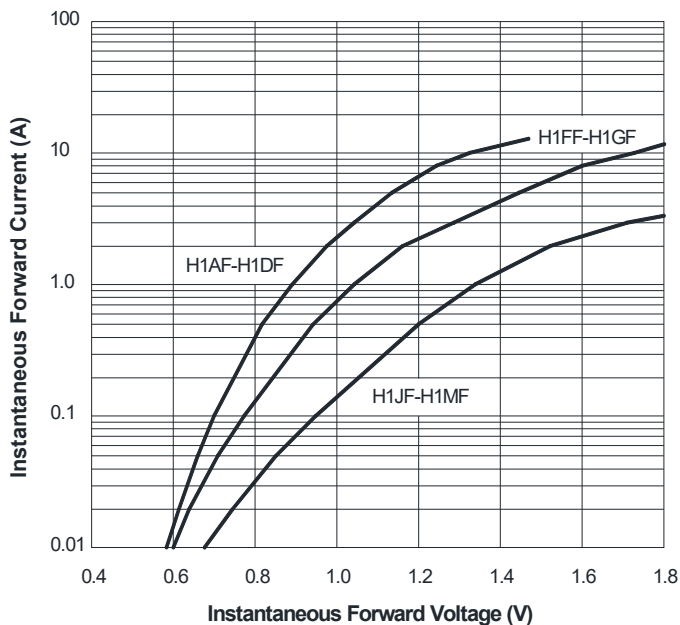
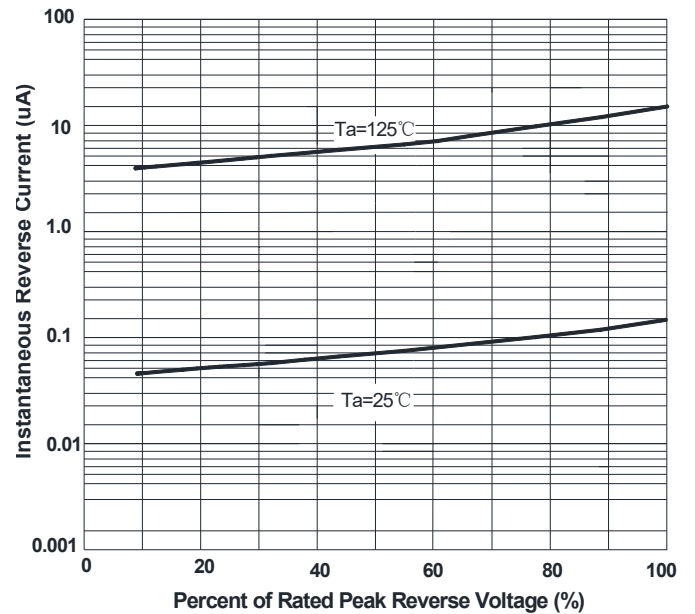


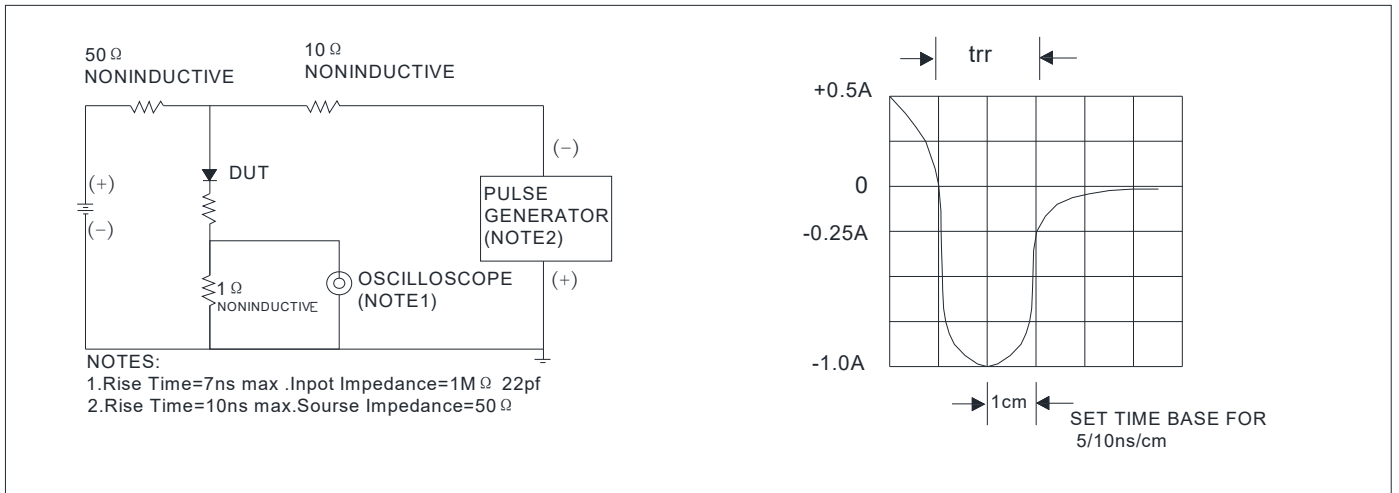
FIG.4: Typical Reverse Characteristics





H1AF THRU H1MF

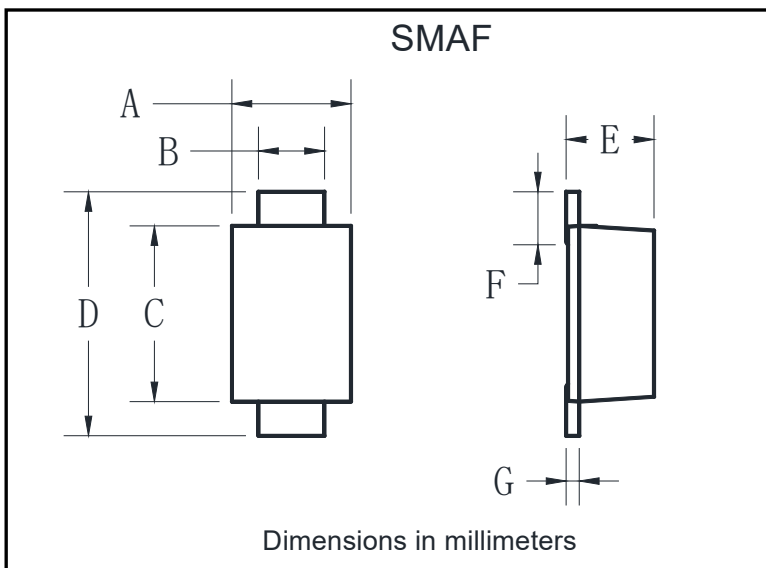
FIG.5: Diagram of circuit and Testing wave form of reverse recovery time



Ordering Information (Example)

PREFERED P/N	PACKING CODE	UNIT WEIGHT(g)	MINIMUM PACKAGE(pcs)	INNER BOX QUANTITY(pcs)	OUTER CARTON QUANTITY(pcs)	DELIVERY MODE
H1AF-H1MF	F1	Approximate 0.034	3000	12000	96000	7" reel
H1AF-H1MF	F2	Approximate 0.034	10000	20000	160000	13" reel
H1AF-H1MF	F3	Approximate 0.034	10000	20000	120000	13" reel
H1AF-H1MF	F4	Approximate 0.034	7500	15000	120000	13" reel

Outline Dimensions

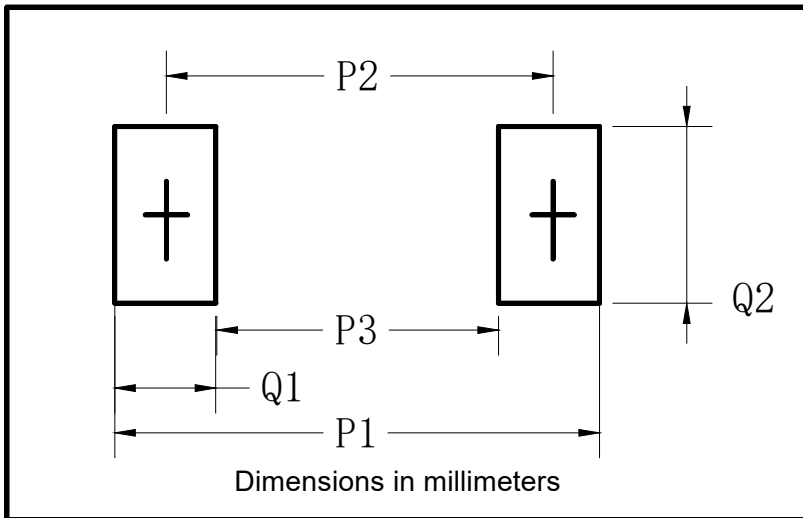


SMAF		
Dim	Min	Max
A	2.40	2.80
B	1.35	1.45
C	3.40	3.60
D	4.40	4.80
E	1.05	1.25
F	0.50	1.00
G	0.15	0.22



H1AF THRU H1MF

■ Suggested pad layout



SMAF	
Dim	Millimeters
P1	6.50
P2	4.00
P3	1.50
Q1	2.50
Q2	1.70



H1AF THRU H1MF

Disclaimer

The information presented in this document is for reference only. Yangzhou Yangjie Electronic Technology Co., Ltd. reserves the right to make changes without notice for the specification of the products displayed herein to improve reliability, function or design or otherwise.

The product listed herein is designed to be used with ordinary electronic equipment or devices, and not designed to be used with equipment or devices which require high level of reliability and the malfunction of which would directly endanger human life (such as medical instruments, transportation equipment, aerospace machinery, nuclear-reactor controllers, fuel controllers and other safety devices), Yangjie or anyone on its behalf, assumes no responsibility or liability for any damages resulting from such improper use of sale.

This publication supersedes & replaces all information previously supplied. For additional information, please visit our website [http:// www.21yangjie.com](http://www.21yangjie.com) , or consult your nearest Yangjie's sales office for further assistance.