

NOTES:

1. MATERIALS AND FINISHES:

- FERRULE - BRASS, NICKEL PLATING (.000100" MIN. THICK)
- HEX NUT - BRASS, NICKEL PLATING (.000100" MIN. THICK)
- LOCK WASHER - BRASS, NICKEL PLATING (.000100" MIN. THICK)
- BODY - BRASS, NICKEL PLATING (.000100" MIN. THICK)
- CONTACT - BRASS, GOLD PLATING (.000003" MIN. THICK)
- GASKET - SILICONE RUBBER, RED
- SLEEVE - DELRIN, NATURAL
- INSULATOR - DELRIN, NATURAL

2. ELECTRICAL:

- A. IMPEDANCE: 50 OHM
- B. FREQUENCY RANGE: 0-3 GHz
- C. DIELECTRIC WITHSTANDING VOLTAGE: 1500 VRMS, MIN.

3. MECHANICAL:

- A. DURABILITY: 500 CYCLES MIN.
- B. TEMPERATURE RANGE: -40°C TO +85°C

4. CRIMPED FERRULE HEX CRIMP SIZE .178"

5. CRIMPED CONTACT PIN HEX CRIMP SIZE .068"

6. MAX. PANEL THICKNESS=3.5 MM

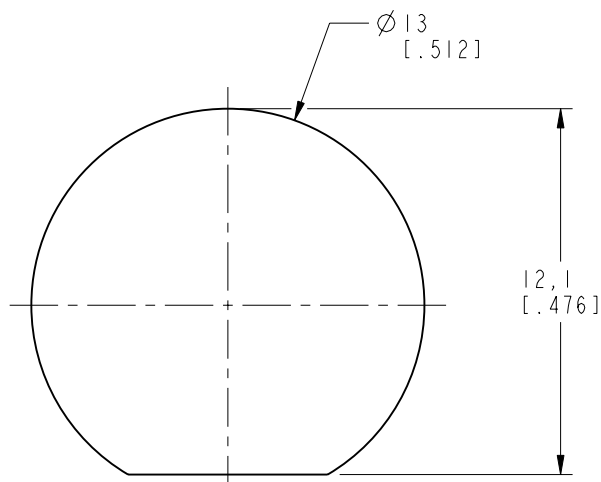
THIRD ANGLE PROJ.

REVISIONS

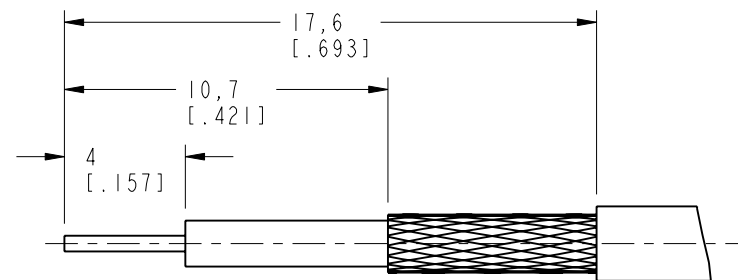
REV	DESCRIPTION	DATE	ECO	APPR
A	UPDATE DRAWING FORMAT	10-Feb-10	----	TD
C	SYNC, REVISED CABLE STRIPPING DIM'S, ADDED NOTES\N/A	21-Sep-16	01902	SH

- THE BNC LUGS ARE ALIGNED WITH THE D-FLAT WITHIN ±5°
- SHOWS CABLE ENTRY DIMENSIONS.

9. PACKAGING:
 A. QUANTITY: SINGLE PACK
 B. BAG TO BE MARKED: AMPHENOL RF
 112234
 DATE CODE

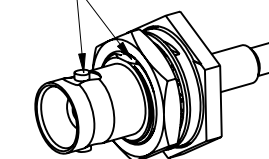


RECOMMENDED MOUNTING HOLE

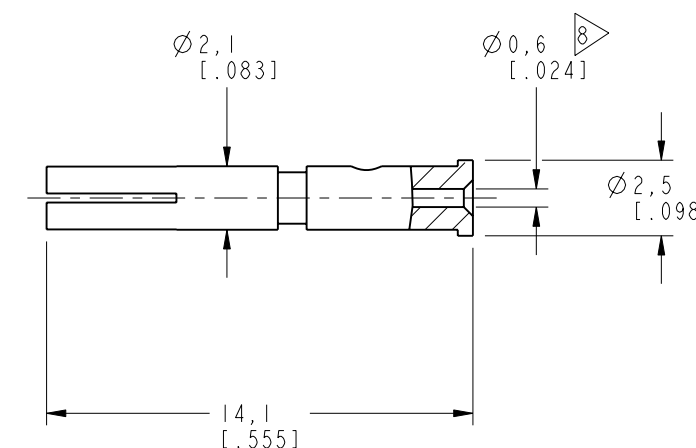
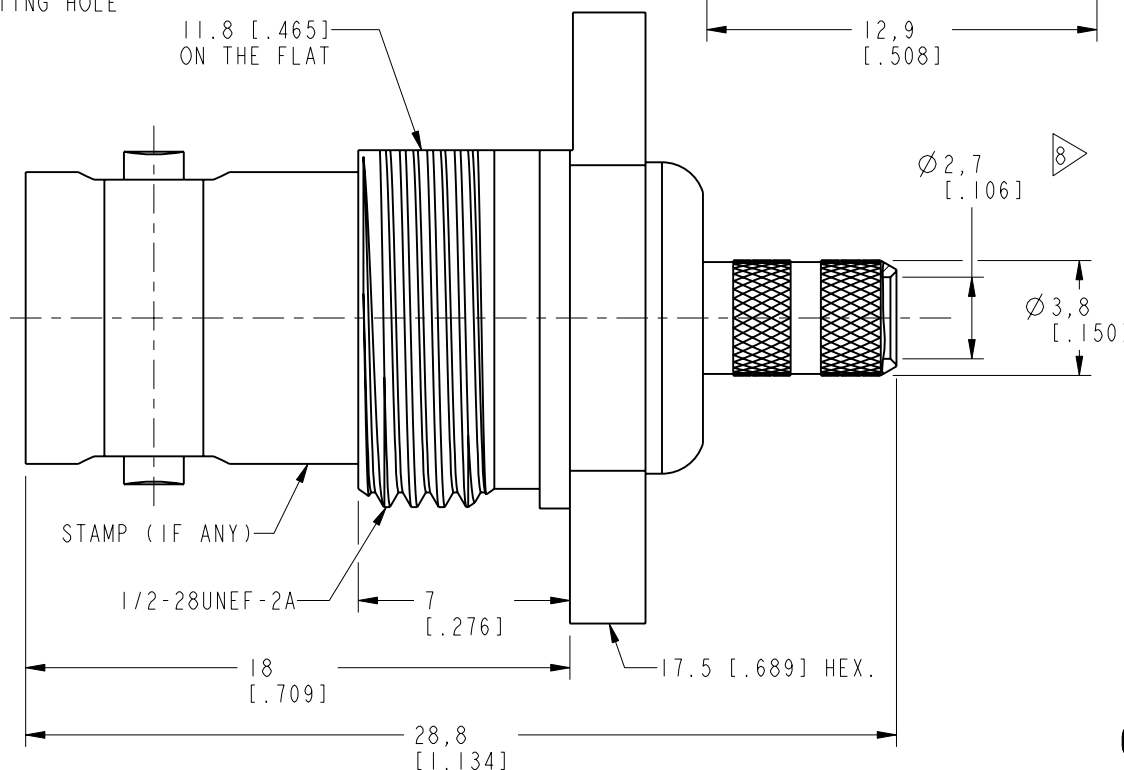
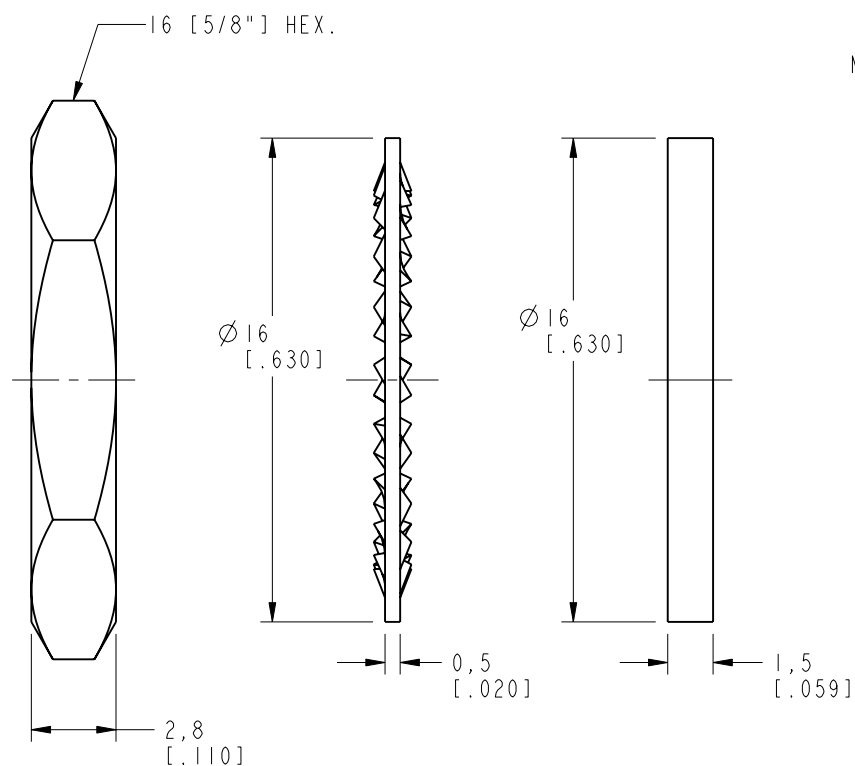
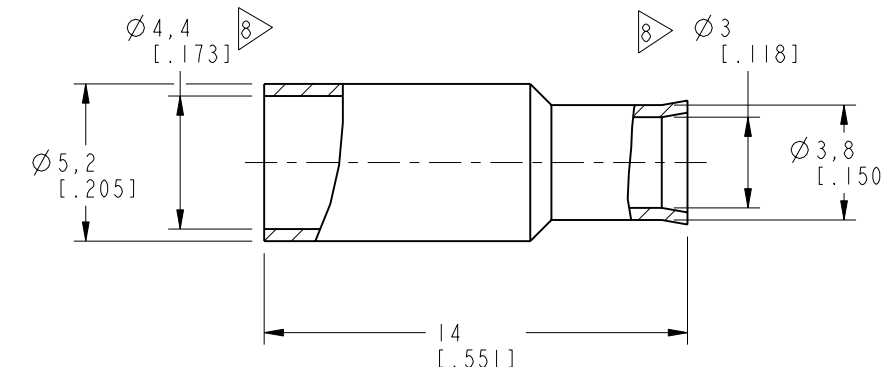
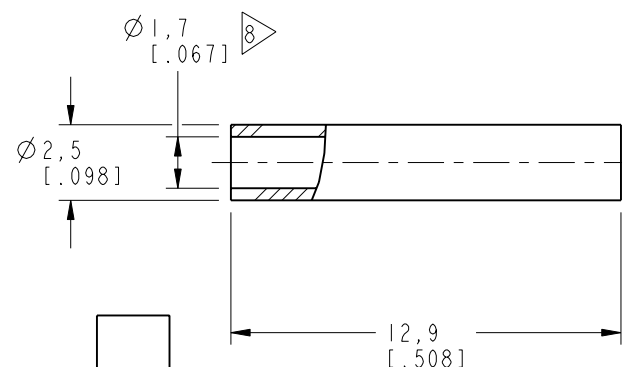


RECOMMENDED CABLE STRIPPING DIM'S

SEE NOTE 7



SCALE 1.000



CUSTOMER OUTLINE DRAWING
 ALL OTHER SHEETS ARE FOR INTERNAL USE ONLY

UNLESS OTHERWISE SPECIFIED, DIMENSIONS ARE IN METRIC AND TOLERANCES ARE:
 <0.5mm ±0.05mm 0.5 - 6mm ±0.1mm 6 - 30mm ±0.2mm 30 - 120mm ±0.3mm ANGLES ±1°

NOTICE - These drawings, specifications, or other data (1) are, and remain the property of Amphenol corp. (2) must be returned upon request; and (3) are confidential and not to be disclosed to any person other than those to whom they are given by Amphenol Corp. the furnishing of these drawings, specifications, or other data by Amphenol Corp., or to any other person to anyone for any purpose is not to be regarded by implication or otherwise in any manner licensing, granting rights to permitting such holder or any other person to manufacture, use or sell any product, process or design, patented or otherwise, that may in any way be related to or disclosed by said drawings, specifications, or other data.

MATERIAL	DRAWN M. ZHANG	DATE 20-Sep-16
REFERENCE AND CONFIGURATION LEVEL: In Work	ENGINEER RICHER	DATE 06-Nov-02
FINISH	APPROVED S. HSIEH	DATE 20-Sep-16
	CAD FILE	

TITLE BNC BHD CRIMP JACK (FOR RG-174/U, 188A/U 316/U CABLE)
SCALE: 4.0:1.0 SHEET 3 OF 3
DWG SIZE B REV C

Amphenol RF www.amphenolrf.com	
DRAWING NO. B6421E1-ND3G-316U-50	
ITEM NO. 016421AAC36ND5F	
PART NO. 112234	