



Main

Range of Product	Modicon TM5
Product or Component Type	CANopen communication module

Complementary

Range Compatibility	Modicon LMC058 Modicon LMC078 Modicon M258
Product Compatibility	Motion controller Logic controller
Integrated connection type	1 isolated serial link, male SUB-D 9 CANopen, 10, 20, 50, 125, 250, 500, 800, 1000 Kbit/s and autodetected
Current consumption	300 mA
Device composition	Interface module Bus base ordered separately Power supply ordered separately Terminal block ordered separately
Maximum power dissipation in W	1.5 W
Color	White
Local signalling	1 LED green/red power supply (PWR) 1 LED green/red CAN status (RUN) 1 LED red CAN status (ERROR) 1 LED yellow controller communication status on TM5 bus (TxD)
Electrical connection	Removable spring terminal block
Marking	CE
Net Weight	0.11 lb(US) (0.05 kg)

Environment

Standards	CSA C22.2 No 213 IEC 61131-2 UL 508 CSA C22.2 No 142
Product Certifications	CULus C-tick CSA GOST-R
Ambient air temperature for operation	14...131 °F (-10...55 °C) without derating horizontal installation) 14...140 °F (-10...60 °C) with derating factor horizontal installation) 14...122 °F (-10...50 °C) vertical installation)
Ambient Air Temperature for Storage	-40...158 °F (-40...70 °C)
Relative Humidity	5...95 % without condensation
IP degree of protection	IP20IEC 61131-2
Pollution degree	2 IEC 60664
Operating altitude	0...6561.68 ft (0...2000 m)
Storage altitude	0.00...9842.52 ft (0...3000 m)

Vibration resistance	1 gn 8.4...150 Hz DIN rail 3.5 mm 5...8.4 Hz DIN rail
Shock resistance	15 gn 11 ms
Resistance to electrostatic discharge	4 KV on contact EN/IEC 61000-4-2 8 kV in air EN/IEC 61000-4-2
Resistance to electromagnetic fields	0.91 V/M (1 V/m) 2...2.7 GHz EN/IEC 61000-4-3 9.14 V/m (10 V/m) 80 MHz...2 GHz EN/IEC 61000-4-3
Resistance to fast transients	1 KV EN/IEC 61000-4-4 I/O) 1 KV EN/IEC 61000-4-4 shielded cable) 2 kV EN/IEC 61000-4-4 power lines)
Surge withstand	0.5 KV differential mode EN/IEC 61000-4-5 1 kV common mode EN/IEC 61000-4-5
Electromagnetic compatibility	EN/IEC 61000-4-6
Disturbance radiated/conducted	CISPR 11

Ordering and shipping details

Category	22532 - M258 PLC
Discount Schedule	PC12
GTIN	3595864093031
Nbr. of units in pkg.	1
Package weight(Lbs)	2.29 oz (65 g)
Returnability	No
Country of origin	AT

Packing Units

Unit Type of Package 1	PCE
Package 1 Height	1.18 in (3 cm)
Package 1 width	2.36 in (6 cm)
Package 1 Length	4.13 in (10.5 cm)

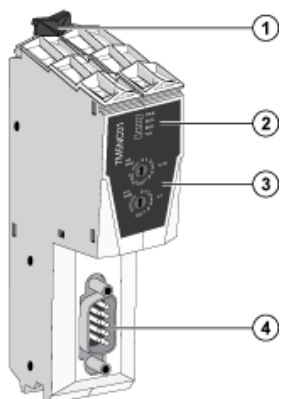
Offer Sustainability

Sustainable offer status	Green Premium product
California proposition 65	WARNING: This product can expose you to chemicals including: Lead and lead compounds, which is known to the State of California to cause cancer and birth defects or other reproductive harm. For more information go to www.P65Warnings.ca.gov
REACH Regulation	REACH Declaration
REACH free of SVHC	Yes
EU RoHS Directive	Pro-active compliance (Product out of EU RoHS legal scope) EU RoHS Declaration
Toxic heavy metal free	Yes
Mercury free	Yes
RoHS exemption information	Yes
China RoHS Regulation	China RoHS Declaration
Environmental Disclosure	Product Environmental Profile
Circularity Profile	End Of Life Information
WEEE	The product must be disposed on European Union markets following specific waste collection and never end up in rubbish bins.
PVC free	Yes

Contractual warranty

Warranty	18 months
----------	-----------

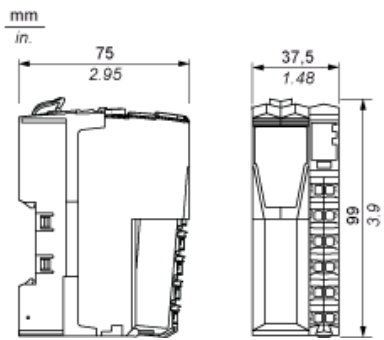
CANopen Interface Module



- (1) Locking clip
- (2) Status LEDs
- (3) CANopen address and bit-rate setting rotary switches
- (4) CANopen bus connector (SUB-D 9)

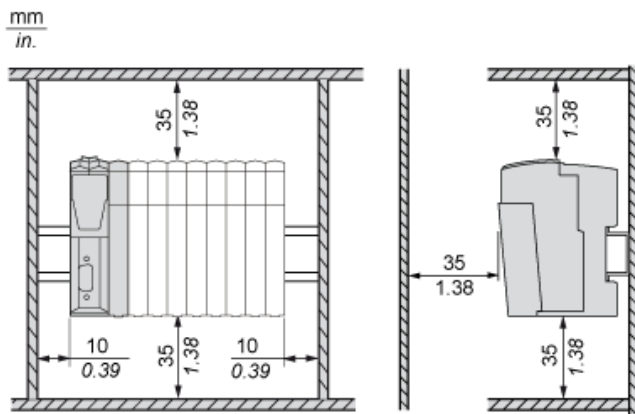
TM5 Field Bus Interface

Dimensions

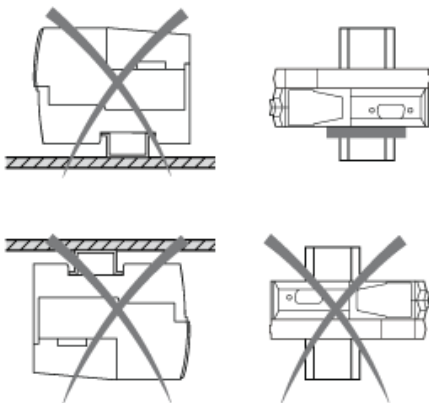


TM5 System

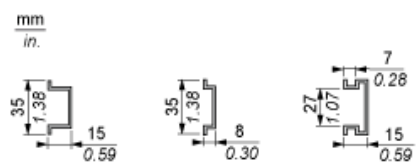
Spacing Requirements



Mounting Position








Mounting on a Din Rail



TM5 System Wiring Recommendations

Wire Sizes to Use with the Removable Spring Terminal Blocks

mm in.					
mm ²	0,08...2,5	0,25...2,5	0,25...1,5	2 x 0,25...2 x 0,75	
AWG	28...14	24...14	24...16	2 x 24...2 x 18	