

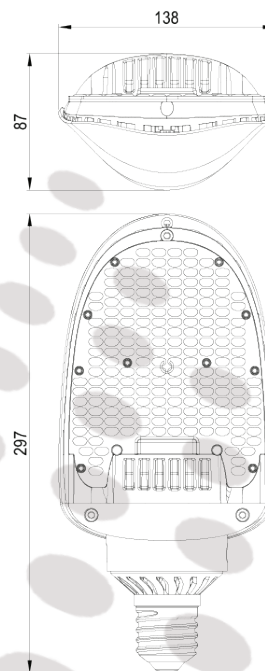
Retrofit Kit

Outdoor LED Lights



E39

75W



The New Sleek Look in LED Lights!

Features

- PHILIPS LUMILEDS chip, high CRI.
- Efficiency up to 120 lumens per watt
- Built in driver
- E39 base for easy screw in
- Fits many different fixtures to replace traditional lamps.

Advantage

- 90*150 degree, TYPE III.
- Internal driver, input voltage AC100-277V.
- E39, EX39 lamp base.
- Lamp Base: 270 degree rotated.
- New style and high efficient wide-range input.
- Long lifespan and good heat dissipation.
- Direct replacement for Metal Halide, easy Installation.

Recommended Use

- Security
- Streets / Parking Lots
- Outdoor Basketball / Tennis Courts
- Football Field / School Playground, Stadium
- Wide Open Areas

Input Voltage

- 100-277Vac 50/60Hz

Qualification



Retrofit Kit

Product

PRODUCT NAME	LED Retrofit Kit
SKU #	110668
MODEL #	BLTCLH75WE3957K

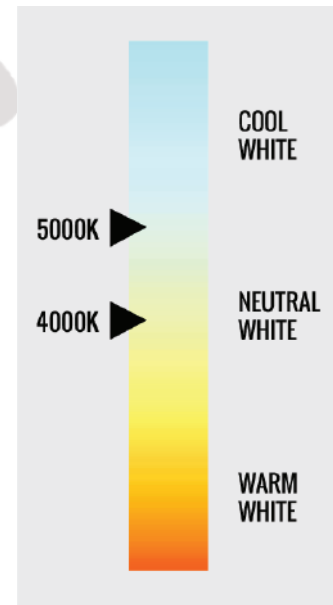
Specifications

COLOR TEMPERATURE	5700K
CCT OPTIONS	4000K & 5000K
LUMEN	8300 - 9000LM
CONSUMPTION	75W
VIEWING ANGLE	90° - 150°
INPUT VOLTAGE	AC100-277V 50/60Hz
POWER FACTOR	>0.9
WATERPROOF RATING	IP51

Fixture Specifications

LED BRAND	Philips Lumileds
LED TYPE	Luxeon 3030 2D (1.5W)
LED QTY	140PCS
HOUSING	Magnesium Alloy+AL+PC
HOUSING COLOR	Black+Sliver

CORRELATED
COLOR TEMPERATURE
(CCT)



Others

OPERATING TEMPERATURE	APPLICATION	CRI	BEAM ANGLE	DIMMABLE
-20°C TO 45°C	Outdoor (Enclosed)	>70	90° - 150°	No

Warranty & Qualification

WARRANTY	UL LISTED	DLC
5-Year Limited	Yes	Yes

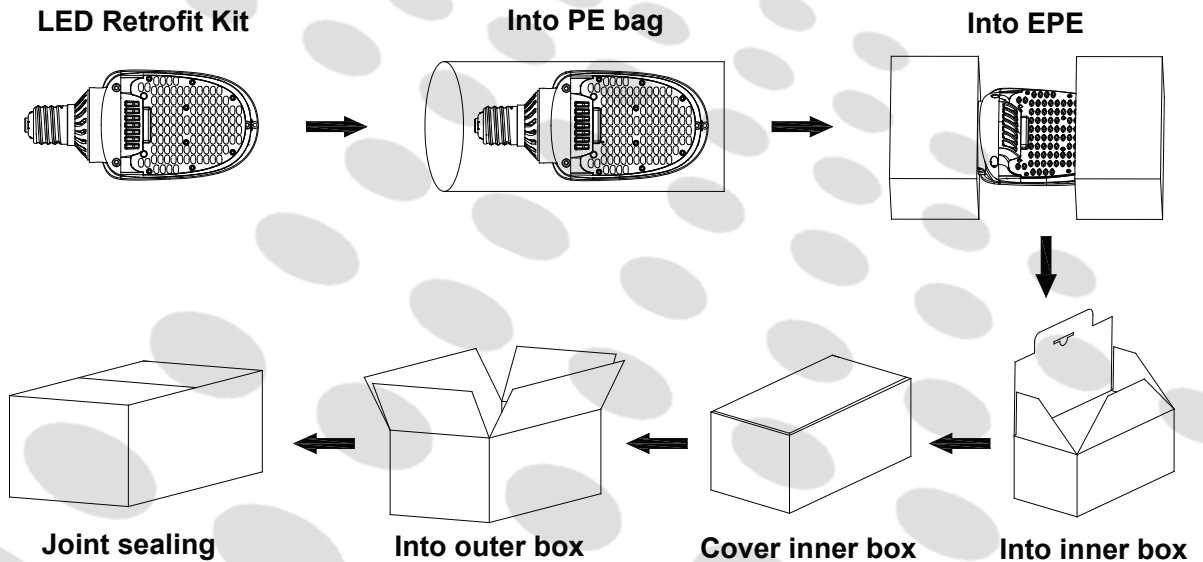
Due to continuous product improvement, information in this document is subject to change.

Revision Date: 05/23/2017

2725 Mountain Industrial Blvd. Suite A-5 | Phone: (866) 786-1117 | www.beyondledtechnology.com

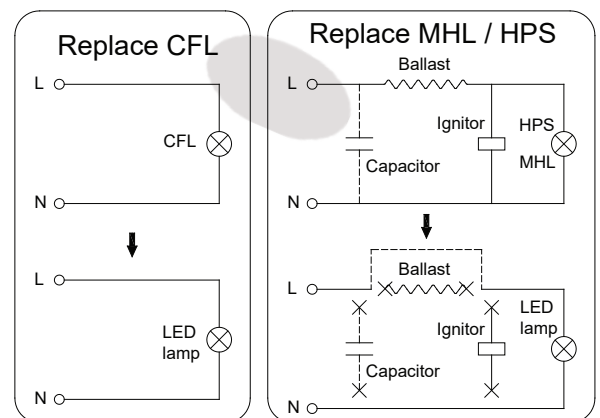
Retrofit Kit

Package



	Lamps Net Weight	Size	Qty/Carton	Weight/Carton
Inner Box	2.8 lbs	13.4" x 6.3" x 4.3"	1	3.3 lbs
Outer Box	22.5 lbs	26" x 14" x 9.4"	8	28.9 lbs

- Please turn off power before install or change assembly parts.
- The input voltage and lamps should be matched, after connecting the power line, please make sure the wiring section is insulated.
- Make sure to remove or bypass the ballast in the fixtures before install the lamps.
- Suitable for damp locations. Do not use with dimmers.
- Suitable for use in enclosed luminaires, min. lamp compartment dimensions: 16.5" x 9" x 9"MM.
- No-professionals, must not install and disassemble the lamps.



Notice For User

- Please turn off power before install or change assembly parts.
- The input voltage and lamps should be matched, after connecting the power line, Please make sure the wiring section is insulated
- Licensed Electrician Installation ONLY.

Due to continuous product improvement, information in this document is subject to change.

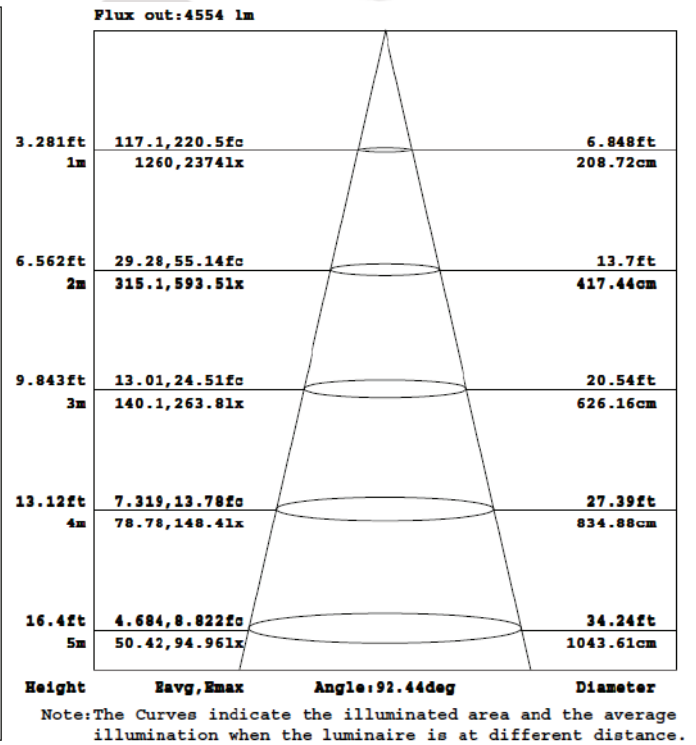
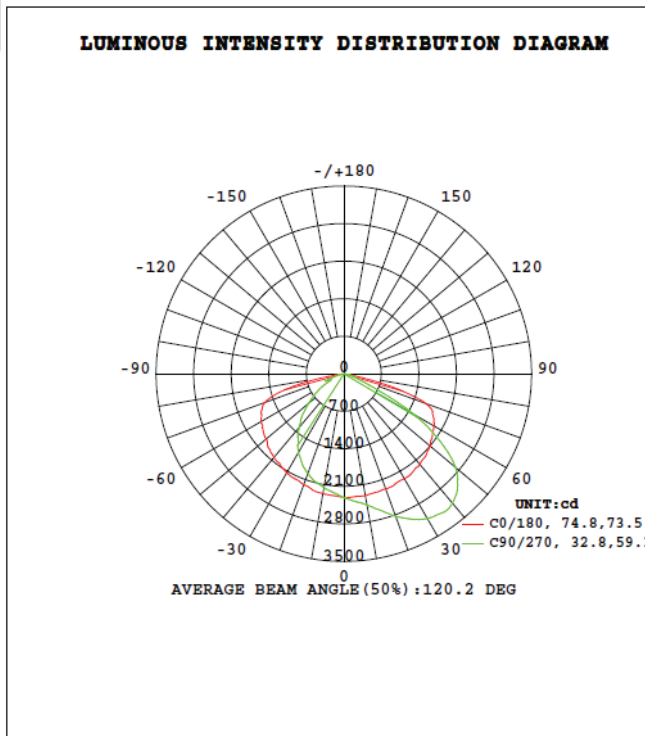
Revision Date: 05/23/2017

2725 Mountain Industrial Blvd. Suite A-5 | Phone: (866) 786-1117 | www.beyondledtechnology.com

Retrofit Kit

Light Distribution Testing Parameters

DATA OF LAMP		PHOTOMETRIC DATA			
MODEL	BLTCLH75WE3957K	Imax (cd)	3203	S/MH (C0/180)	1.38
NOMINAL POWER (W)	75	LOR (%)	100.0	S/MH (C90/270)	1.11
RATED VOLTAGE (V)	120	TOTAL FLUX (lm)	8615.4	η UP, DN (C0-180)	0.1, 64.7
NOMINAL FLUX (lm)	8615.43	CIE CLASS	DIRECT	η UP, DN (C180-360)	0.1, 35.1
LAMPS INSIDE	1	η up (%)	0.2	CIBSE SHR NOM	1.50
TEST VOLTAGE (V)	120.0	η down (%)	99.8	CIBSE SHR MAX	1.55



LED RETROFIT KIT

Due to continuous product improvement, information in this document is subject to change.

Revision Date: 05/23/2017

2725 Mountain Industrial Blvd. Suite A-5 | Phone: (866) 786-1117 | www.beyondledtechnology.com

BEYOND[®]
LED TECHNOLOGY