

Ferrites for EMI suppression
Ni-Zn



BB series(1 Hole)



FEATURES

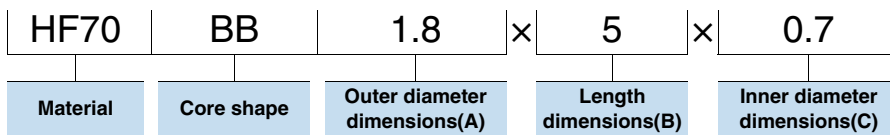
- Effective noise countermeasures are possible by selecting the appropriate material and shape.
- Bead cores are a noise suppression product that are easy to handle. Appropriate selection is possible from a wide variety of types

APPLICATION

Imaging devices, audio equipment, automotive electronics, telecommunication devices, office automation equipment, and digital interface various other cables.

- Absorption EMI and penetrating noise
- Prevent parasitic oscillation

PART NUMBER CONSTRUCTION



RANGE OF USE AND STORAGE TEMPERATURE

Temperature range*	
Operating temperature (°C)	Storage temperature (°C)
-40 to +85	-40 to +85

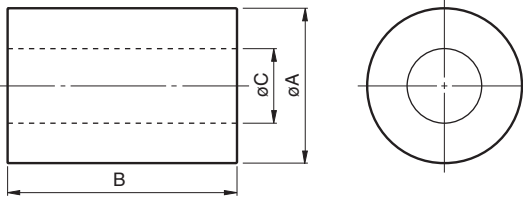
* The temperature range has a different case by materials.

- RoHS Directive Compliant Product: See the following for more details.<https://product.tdk.com/info/en/environment/rohs/index.html>
- Halogen-free: Indicates that Cl content is less than 900ppm, Br content is less than 900ppm, and that the total Cl and Br content is less than 1500ppm.

⚠ Please be sure to request delivery specifications that provide further details on the features and specifications of the products for proper and safe use. (1/6)
Please note that the contents may change without any prior notice due to reasons such as upgrading.

Ni-Zn BB series

SHAPES AND DIMENSIONS



HF57	BB	1.8	×	5	×	0.7
Material	Core shape	Outer diameter dimensions(A)		Length dimensions(B)		Inner diameter dimensions(C)

BB series (HF57)

Shape	Material	Dimensions			Impedance (Ω) typ.		Part No.
		ØA (mm)	B (mm)	ØC (mm)	10MHz (n=1T)	100MHz (n=1T)	
BB2.85X2X1.35	HF57	2.85±0.1	2.0±0.15	1.35±0.1	8	23	HF57BB2.85X2X1.35
BB3.35X2X2	HF57	3.35±0.2	2.0±0.1	2.0±0.2	6	20	HF57BB3.35X2X2
BB3.5X1X1.6	HF57	3.5±0.15	1.0+0.1,-0.2	1.6±0.1	4.5	17	HF57BB3.5X1X1.6
BB3.5X1.5X1.3	HF57	3.5±0.15	1.5±0.15	1.3±0.1	9	23	HF57BB3.5X1.5X1.3
BB3.5X3X1.3	HF57	3.5±0.15	3.0±0.2	1.3±0.1	16	40	HF57BB3.5X3X1.3
BB3.5X5X1.3	HF57	3.5±0.15	5.0±0.3	1.3±0.1	28	65	HF57BB3.5X5X1.3
BB3.6X3.2X2.7	HF57	3.6±0.15	3.2±0.2	2.7±0.15	6	17	HF57BB3.6X3.2X2.7
BB4X2X2	HF57	4.0±0.15	2.0±0.15	2.0±0.15	8	24	HF57BB4X2X2
BB4X5X2	HF57	4.0±0.15	5.0±0.3	2.0±0.15	19	46	HF57BB4X5X2
BB4.8X4.8X2.4	HF57	4.8±0.2	4.8±0.2	2.4±0.15	18	49	HF57BB4.8X4.8X2.4

BB series (HF70)

Shape	Material	Dimensions			Impedance (Ω) typ.		Part No.
		ØA (mm)	B (mm)	ØC (mm)	10MHz (n=1T)	100MHz (n=1T)	
BB1.8X5X0.7	HF70	1.8±0.15	5.0±0.3	0.7±0.1	31	48	HF70BB1.8X5X0.7
BB2.5X2.2X0.8	HF70	2.5±0.15	2.2±0.2	0.8±0.1	15	27	HF70BB2.5X2.2X0.8
BB2.5X5X0.8	HF70	2.5±0.15	5.0±0.3	0.8±0.1	31	51	HF70BB2.5X5X0.8
BB3X5X1	HF70	3.0±0.15	5.0±0.3	1.0±0.1	33	53	HF70BB3X5X1
BB3.4X3X1	HF70	3.4±0.15	3.0±0.2	1.0±0.1	22	36	HF70BB3.4X3X1
BB3.5X2X1.3	HF70	3.5±0.15	2.0±0.15	1.3±0.1	13	24	HF70BB3.5X2X1.3
BB3.5X5X0.8	HF70	3.5±0.15	5.0±0.3	0.8±0.1	40	68	HF70BB3.5X5X0.8
BB3.5X3X1.3	HF70	3.5±0.15	3.0±0.2	1.3±0.1	17	28	HF70BB3.5X3X1.3
BB3.5X5X1.3	HF70	3.5±0.15	5.0±0.3	1.3±0.1	29	49	HF70BB3.5X5X1.3
BB3.5X10X1.3	HF70	3.5±0.15	10.0±0.4	1.3±0.1	53	92	HF70BB3.5X10X1.3
BB4.5X4X2.5	HF70	4.5±0.15	4.0±0.2	2.5±0.15	17	30	HF70BB4.5X4X2.5
BB4.5X5X1.6	HF70	4.5±0.15	5.0±0.3	1.6±0.1	31	53	HF70BB4.5X5X1.6
BB4X15X1.35	HF70	4+0.1,-0.2	15.0±0.5	1.35±0.1	92	155	HF70BB4X15X1.35
BB5X5X2	HF70	5.0±0.15	5.0±0.3	2.0±0.15	27	42	HF70BB5X5X2
BB5.5X5X2.5	HF70	5.5±0.2	5.0±0.3	2.5±0.15	22	38	HF70BB5.5X5X2.5
BB6X3.8X3	HF70	6.0±0.2	3.8±0.2	3.0±0.2	19	31	HF70BB6X3.8X3
BB6.4X4.5X3.2	HF70	6.4±0.2	4.5±0.2	3.2±0.15	22	37	HF70BB6.4X4.5X3.2
BB6.4X5X3.2	HF70	6.4±0.2	5.0±0.2	3.2±0.15	20	32	HF70BB6.4X5X3.2
BB6.4X10X3.2	HF70	6.4±0.2	10.0±0.5	3.2±0.15	40	63	HF70BB6.4X10X3.2
BB9X5X4.5	HF70	9.0±0.25	5.0±0.3	4.5±0.15	20	34	HF70BB9X5X4.5
BB9X10X4.5	HF70	9.0±0.25	10.0±0.4	4.5±0.15	40	68	HF70BB9X10X4.5
BB9.5X10.4X4.9	HF70	9.52±0.25	10.42±0.25	4.9±0.15	40	70	HF70BB9.5X10.4X4.9

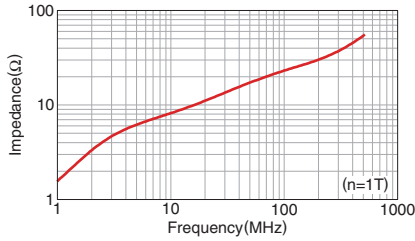
⚠ Please be sure to request delivery specifications that provide further details on the features and specifications of the products for proper and safe use. (2/6)
Please note that the contents may change without any prior notice due to reasons such as upgrading.

Ni-Zn BB series

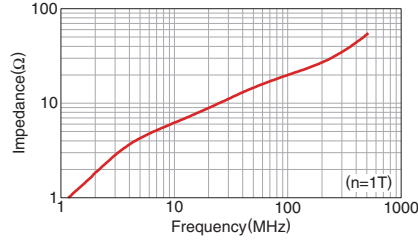
ELECTRICAL CHARACTERISTICS

IMPEDANCE VS. FREQUENCY CHARACTERISTICS

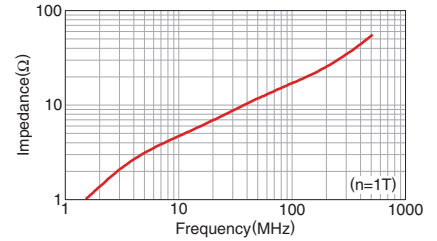
HF57BB2.85X2X1.35



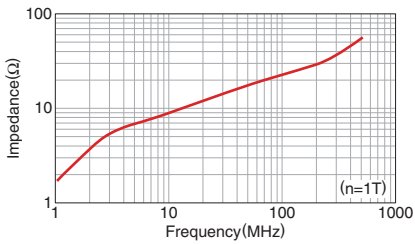
HF57BB3.35X2X2



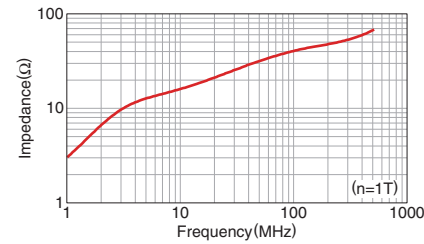
HF57BB3.5X1X1.6



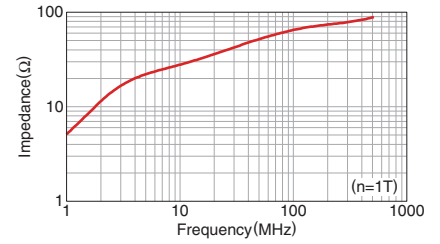
HF57BB3.5X1.5X1.3



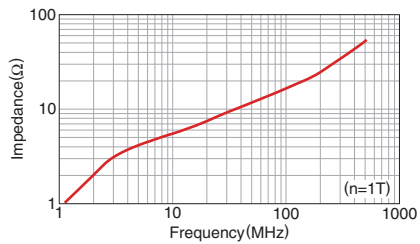
HF57BB3.5X3X1.3



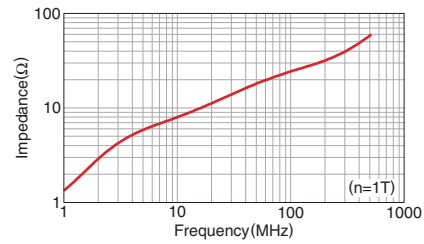
HF57BB3.5X5X1.3



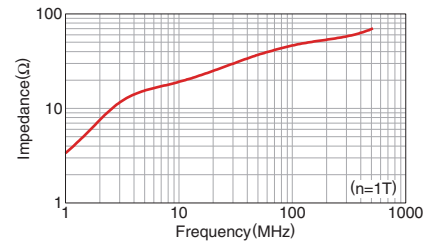
HF57BB3.6X3.2X2.7



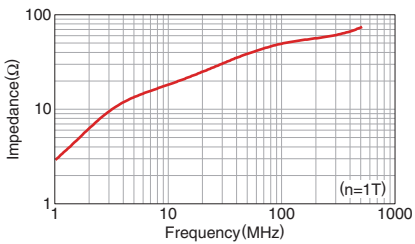
HF57BB4X2X2



HF57BB4X5X2



HF57BB4.8X4.8X2.4

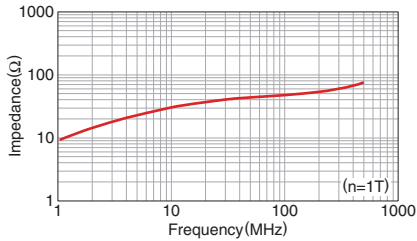


Ni-Zn BB series

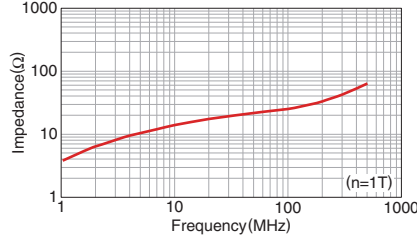
ELECTRICAL CHARACTERISTICS

IMPEDANCE VS. FREQUENCY CHARACTERISTICS

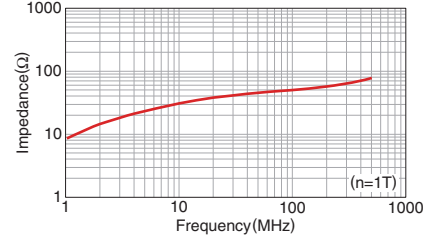
HF70BB1.8X5X0.7



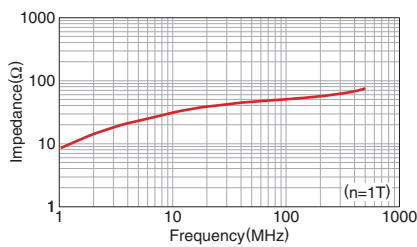
HF70BB2.5X2.2X0.8



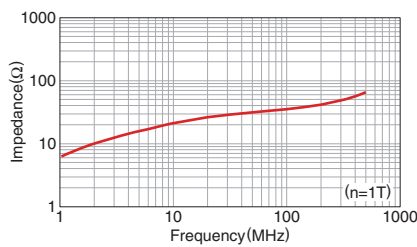
HF70BB2.5X5X0.8



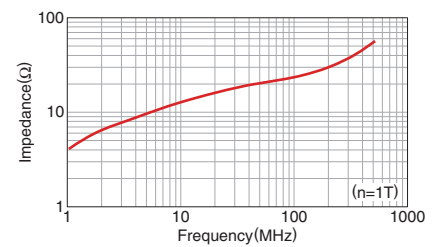
HF70BB3X5X1



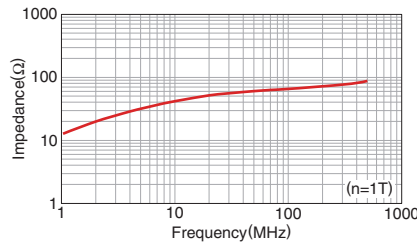
HF70BB3.4X3X1



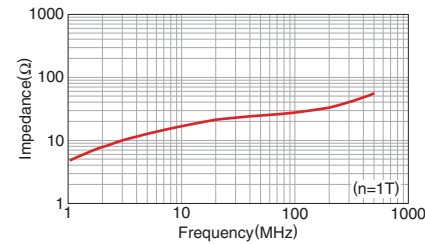
HF70BB3.5X2X1.3



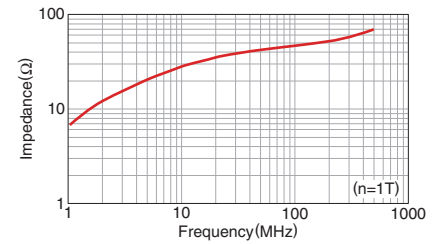
HF70BB3.5X5X0.8



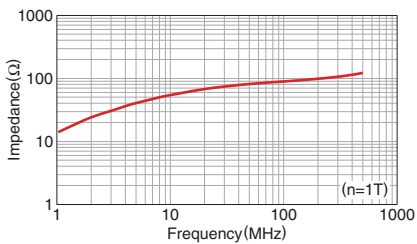
HF70BB3.5X3X1.3



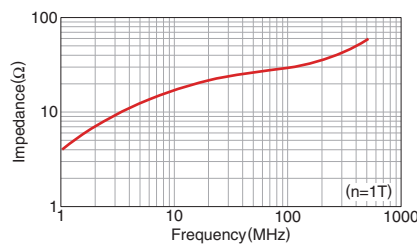
HF70BB3.5X5X1.3



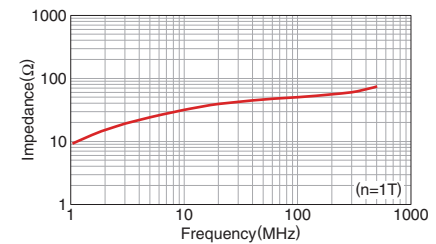
HF70BB3.5X10X1.3



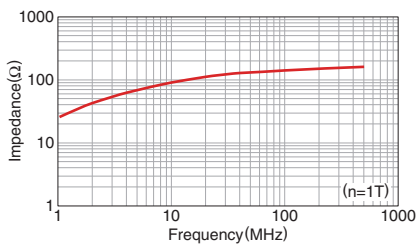
HF70BB4.5X4X2.5



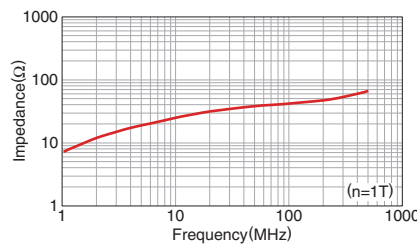
HF70BB4.5X5X1.6



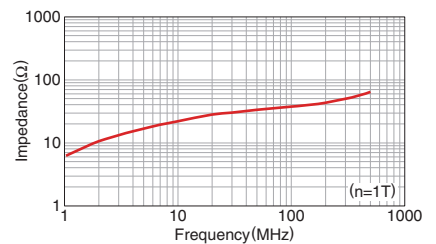
HF70BB4X15X1.35



HF70BB5X5X2



HF70BB5.5X5X2.5

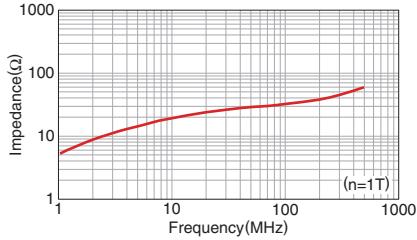


Ni-Zn BB series

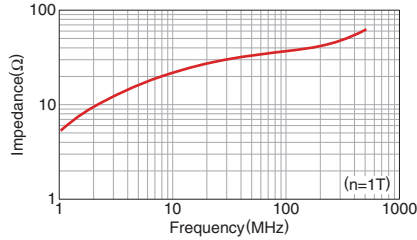
ELECTRICAL CHARACTERISTICS

IMPEDANCE VS. FREQUENCY CHARACTERISTICS

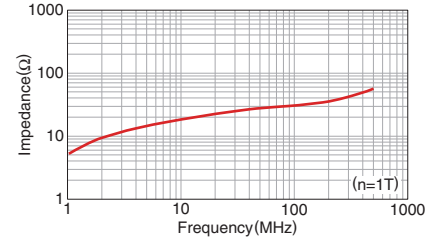
HF70BB6X3.8X3



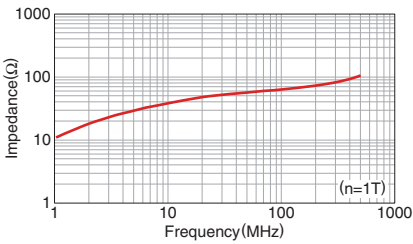
HF70BB6.4X4.5X3.2



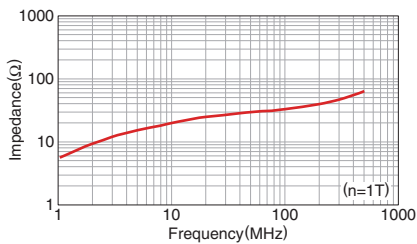
HF70BB6.4X5X3.2



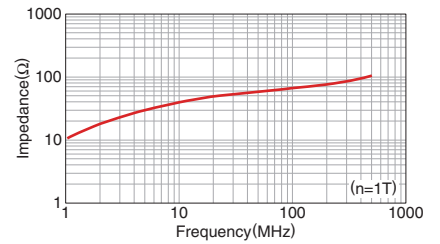
HF70BB6.4X10X3.2



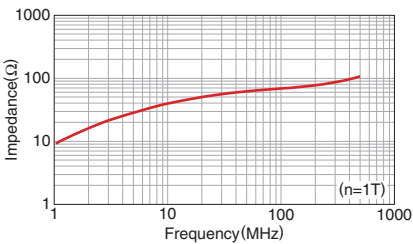
HF70BB9X5X4.5



HF70BB9X10X4.5



HF70BB9.5X10.4X4.9



 **REMINDERS FOR USING THESE PRODUCTS**

Please be sure to read this manual thoroughly before using the products.

The products listed on this catalog are intended for use in general electronic equipment (AV equipment, telecommunications equipment, home appliances, amusement equipment, computer equipment, personal equipment, office equipment, measurement equipment, industrial robots) under a normal operation and use condition.

The products are not designed or warranted to meet the requirements of the applications listed below, whose performance and/or quality require a more stringent level of safety or reliability, or whose failure, malfunction or trouble could cause serious damage to society, person or property.

When using the products for specific purposes, please first make confirmations in areas such as safety, reliability, and quality.

Please understand that we are not in a position to be held responsible for any damage or the like caused by any use exceeding the range or conditions of this specification sheet or by any use in the specific applications.

- | | |
|---|--|
| (1) Aerospace/Aviation equipment | (8) Public information-processing equipment |
| (2) Transportation equipment (electric trains, ships, etc.) | (9) Military equipment |
| (3) Medical equipment | (10) Electric heating apparatus, burning equipment |
| (4) Power-generation control equipment | (11) Disaster prevention/crime prevention equipment |
| (5) Atomic energy-related equipment | (12) Safety equipment |
| (6) Seabed equipment | (13) Other applications that are not considered general-purpose applications |
| (7) Transportation control equipment | |

When using this product in general-purpose standard applications, you are kindly requested to take into consideration securing protection circuit/equipment or providing backup circuits, etc to ensure higher safety.