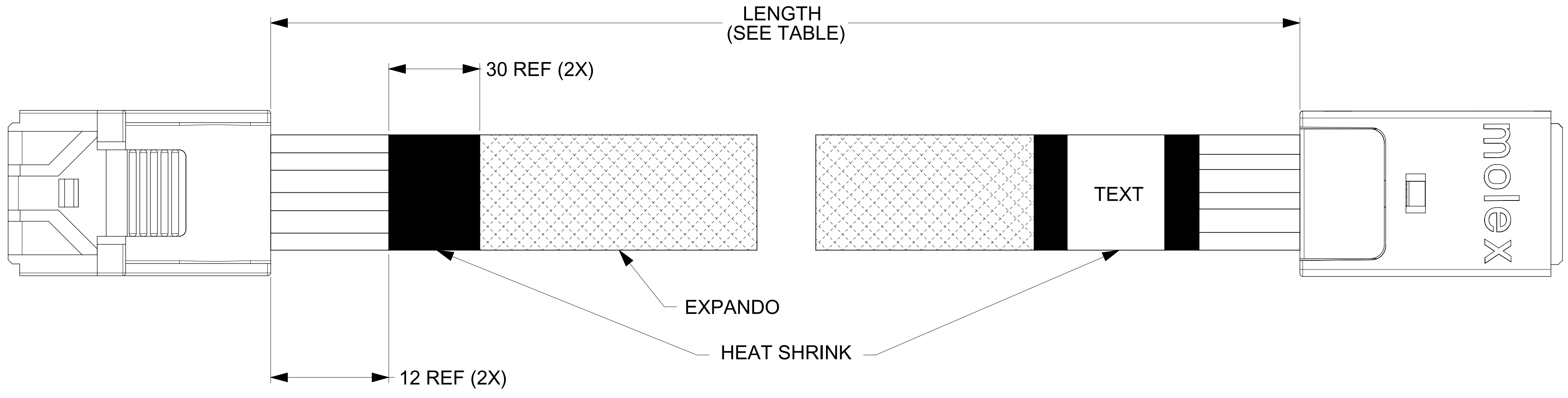
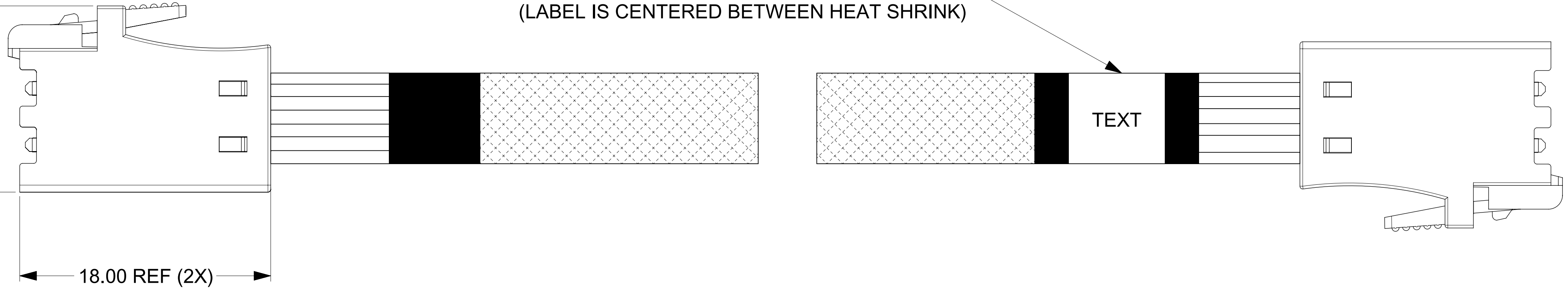


P1



P2

13.33 REF (2X)



LABEL TEXT ORIENTATION AS SHOW (LABEL IS CENTERED BETWEEN HEAT SHRINK)

MOLEX P/N	AWG	LENGTH (mm)	TOLERANCE (+-mm)	DESCRIPTION	PINOUT
1001890100	30	152	10	CTRL TO BP	1
1001890101	30	300	10	CTRL TO BP	1
1001890102	30	500	10	CTRL TO BP	1
1001890103	30	600	10	CTRL TO BP	1
1001890104	30	1000	15	CTRL TO BP	1
1001890200	30	152	10	CTRL TO CTRL	2
1001890201	30	300	10	CTRL TO CTRL	2
1001890202	30	500	10	CTRL TO CTRL	2
1001890203	30	600	10	CTRL TO CTRL	2
1001890204	30	1000	15	CTRL TO CTRL	2
1001890152	30	152	10	PCIE	3
1001890150	30	300	10	PCIE	3
1001890151	30	500	10	PCIE	3
1001890153	30	600	10	PCIE	3
1001890154	30	1000	15	PCIE	3

- NOTES:
- MATERIAL:
 HOUSING - 30% GLASS FILLED NYLON, UL94-V0
 LATCH - MOLDED INTO HOUSING
 EXPANDO - PET
 CABLE - TWIN-AX SHIELD: ALUMNINIZED POLYESTER FOIL
 SIGNAL AND DRAIN: SOLID COPPER
 PCB - FR4 (HALOGEN FREE)
 - THIS PRODUCT CONFORMS TO THE MECHANICAL DIMENSIONING OF SFF-8643 AND ELECTRICAL PERFORMANCE REQUIREMENTS OF SAS 3.0
 - RoHS COMPLIANT. NO EXEMPTIONS

THIS DRAWING CONTAINS INFORMATION THAT IS PROPRIETARY TO MOLEX ELECTRONIC TECHNOLOGIES, LLC AND SHOULD NOT BE USED WITHOUT WRITTEN PERMISSION

EC NO: 167713 DRWN: RCHEN34 CHKD: RCHEN34 REV: APPR: RCHEN34	2017/11/07	2017/11/07	GENERAL TOLERANCES (UNLESS SPECIFIED)	DIMENSION UNITS	SCALE	
			ANGULAR TOL ± 1.0 °	mm	5:1	
			4 PLACES ±	DRWN BY	DATE	
			3 PLACES ±	RCHEN34	2017/01/18	
		2 PLACES ± 0.13	CHKD BY	DATE	PRODUCT CUSTOMER DRAWING	
		1 PLACE ± 0.25	APPR BY	DATE		
		0 PLACES ±	RHSU01	2017/01/19		
		DRAFT WHERE APPLICABLE MUST REMAIN WITHIN DIMENSIONS	DRAWING SIZE	THIRD ANGLE PROJECTION		
			D		SERIES: 100189 MATERIAL NUMBER: SEE P/N TABLE CUSTOMER: GENERAL MARKET	
					DOCUMENT NUMBER: 1001890100 DOC TYPE: PSD DOC PART: 000 SHEET NUMBER: 1 OF 3	

PINOUT 1

	P1		N/C	P2	
		GND		D9	B9
C O N T R O L L E R	TX2-	D8	→	B8	RX2-
	TX2+	D7	→	B7	RX2+
	GND	D6	———	B6	GND
	TX0-	D5	→	B5	RX0-
	TX0+	D4	→	B4	RX0+
	GND	D3	———	B3	GND
	SB6	D2	-----	D1	SB6
	SB5	D1	-----	D2	SB5
	SB4	C1	-----	C2	SB4
	SB2	C2	-----	C1	SB2
	GND	C3	———	A3	GND
	TX1+	C4	→	A4	RX1+
	TX1-	C5	→	A5	RX1-
	GND	C6	———	A6	GND
	TX3+	C7	→	A7	RX3+
	TX3-	C8	→	A8	RX3-
	GND	C9	N/C	A9	GND
	GND	B9	N/C	D9	GND
	RX2-	B8	←	D8	TX2-
	RX2+	B7	←	D7	TX2+
	GND	B6	———	D6	GND
	RX0-	B5	←	D5	TX0-
	RX0+	B4	←	D4	TX0+
	GND	B3	———	D3	GND
	SB1	B2	-----	B1	SB1
	SB3	B1	-----	B2	SB3
	SB7	A1	-----	A2	SB7
	SB0	A2	-----	A1	SB0
	GND	A3	———	C3	GND
	RX1+	A4	←	C4	TX1+
	RX1-	A5	←	C5	TX1-
	GND	A6	———	C6	GND
	RX3+	A7	←	C7	TX3+
	RX3-	A8	←	C8	TX3-
	GND	A9	N/C	C9	GND

PINOUT 2

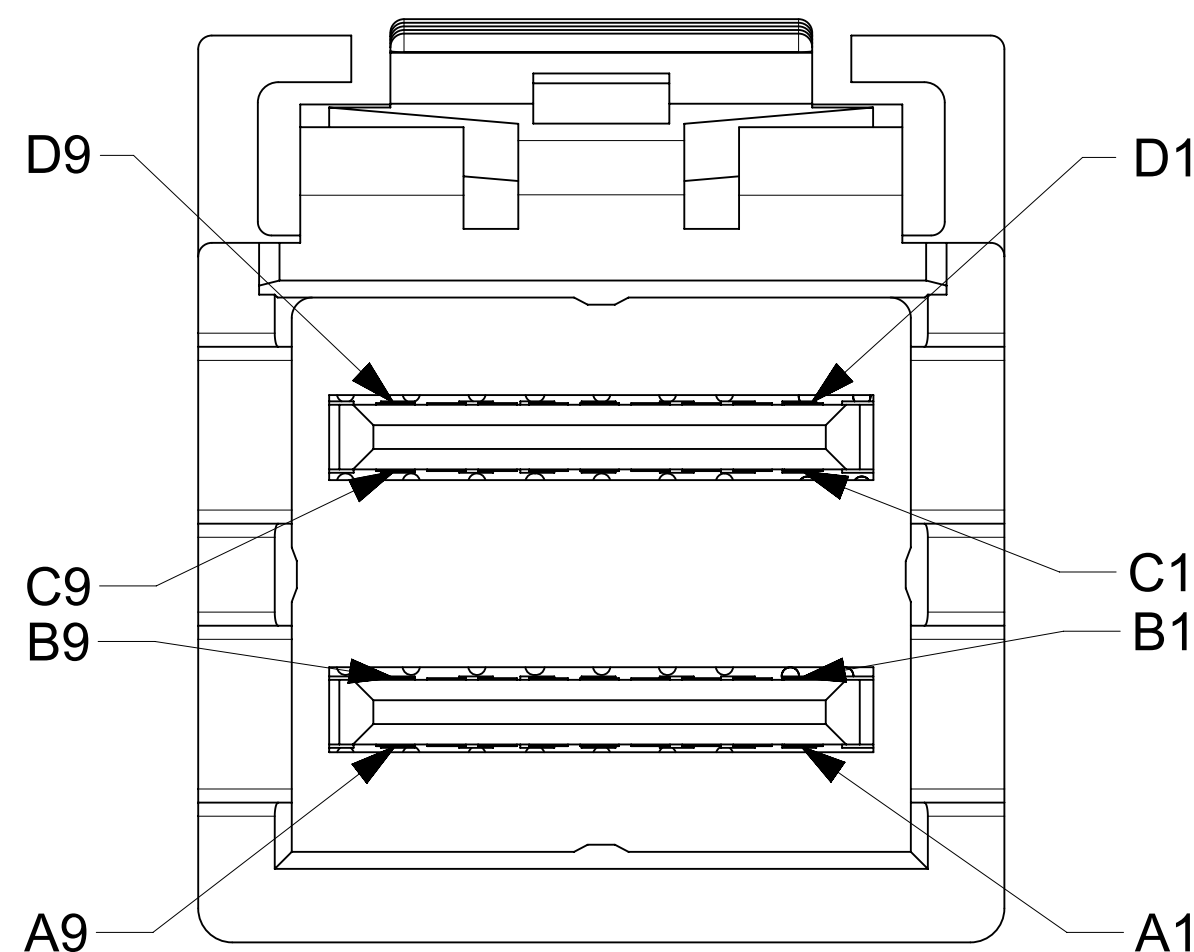
	P1		N/C	P2	
		GND		D9	B9
C O N T R O L L E R	TX2-	D8	→	B8	RX2-
	TX2+	D7	→	B7	RX2+
	GND	D6	———	B6	GND
	TX0-	D5	→	B5	RX0-
	TX0+	D4	→	B4	RX0+
	GND	D3	———	B3	GND
	SB6	D2	-----	B2	SB1
	SB5	D1	-----	C2	SB2
	SB4	C1	-----	B1	SB3
	SB2	C2	-----	D1	SB5
	GND	C3	———	A3	GND
	TX1+	C4	→	A4	RX1+
	TX1-	C5	→	A5	RX1-
	GND	C6	———	A6	GND
	TX3+	C7	→	A7	RX3+
	TX3-	C8	→	A8	RX3-
	GND	C9	N/C	A9	GND
	GND	B9	N/C	D9	GND
	RX2-	B8	←	D8	TX2-
	RX2+	B7	←	D7	TX2+
	GND	B6	———	D6	GND
	RX0-	B5	←	D5	TX0-
	RX0+	B4	←	D4	TX0+
	GND	B3	———	D3	GND
	SB1	B2	-----	D2	SB6
	SB3	B1	-----	C1	SB4
	SB7	A1	-----	A2	SB0
	SB0	A2	-----	A1	SB7
	GND	A3	———	C3	GND
	RX1+	A4	←	C4	TX1+
	RX1-	A5	←	C5	TX1-
	GND	A6	———	C6	GND
	RX3+	A7	←	C7	TX3+
	RX3-	A8	←	C8	TX3-
	GND	A9	N/C	C9	GND

PINOUT 3

	P1		N/C	P2	
		GND		D9	B9
P C I E	TX2-	D8	→	B8	RX2-
	TX2+	D7	→	B7	RX2+
	GND	D6	———	B6	GND
	TX0-	D5	→	B5	RX0-
	TX0+	D4	→	B4	RX0+
	GND	D3	———	B3	GND
	SB6	D2	-----	D1	SB6
	SB5	D1	-----	D2	SB5
	WAKE _n	C1	-----	C2	CWAKE _n
	RST _n	C2	-----	C1	CPERST _n
	GND	C3	———	A6	GND
	TX1+	C4	→	A4	RX1+
	TX1-	C5	→	A5	RX1-
	GND	C6	———	A9	GND
	TX3+	C7	→	A7	RX3+
	TX3-	C8	→	A8	RX3-
	GND	C9	N/C	C9	GND
	GND	B9	N/C	D9	GND
	RX2-	B8	←	D8	TX2-
	RX2+	B7	←	D7	TX2+
	GND	B6	———	D6	GND
	RX0-	B5	←	D5	TX0-
	RX0+	B4	←	D4	TX0+
	GND	B3	———	D3	GND
	SB1	B2	-----	B1	SB1
	SB3	B1	-----	B2	SB3
	CLK+	A1	←	A2	CLK+
	CLK-	A2	←	A1	CLK-
	GND	A3	———	A3	GND
	RX1+	A4	←	C4	TX1+
	RX1-	A5	←	C5	TX1-
	GND	A6	———	C3	GND
	RX3+	A7	←	C7	TX3+
	RX3-	A8	←	C8	TX3-
	GND	A9	———	C6	GND

LEGEND:

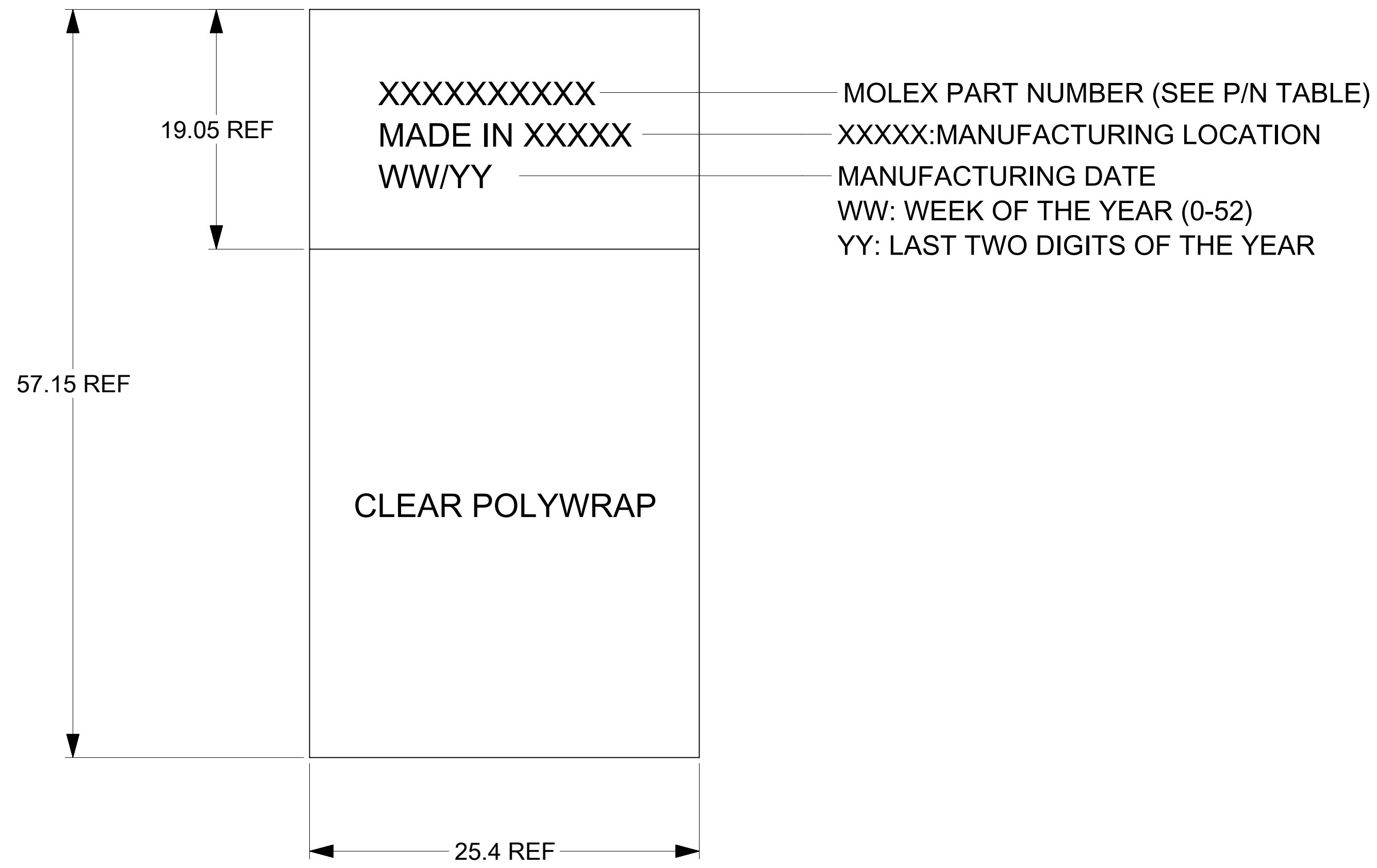
- = GROUND LINES
- = THRU LINES
- = TRANSMIT TO RECEIVE ON HIGH SPEED CIRCUITS



THIS DRAWING CONTAINS INFORMATION THAT IS PROPRIETARY TO MOLEX ELECTRONIC TECHNOLOGIES, LLC AND SHOULD NOT BE USED WITHOUT WRITTEN PERMISSION

EC NO: 167713 DRWN: RCHEN34 CHKD: RCHEN34 REV: APPR: RCHEN34	2017/11/07	2017/11/07	GENERAL TOLERANCES (UNLESS SPECIFIED)	DIMENSION UNITS: mm	SCALE: 20:1	
	4 PLACES ±	3 PLACES ±	2 PLACES ± 0.13	DRWN BY: RCHEN34	DATE: 2017/01/18	
1 PLACE ± 0.25	0 PLACES ±	DRAFT WHERE APPLICABLE MUST REMAIN WITHIN DIMENSIONS	CHCKD BY: RCHEN34	DATE: 2017/01/18	PRODUCT CUSTOMER DRAWING	
H			APPR BY: RCHEN34	DATE: 2017/01/19	SERIES: 100189	MATERIAL NUMBER: SEE P/N TABLE
			DRAWING SIZE: D	THIRD ANGLE PROJECTION	CUSTOMER: GENERAL MARKET	DOCUMENT NUMBER: 1001890100
					DOC TYPE: PSD	DOC PART: 000
						SHEET NUMBER: 2 OF 3

LABEL DETAIL



THIS DRAWING CONTAINS INFORMATION THAT IS PROPRIETARY TO MOLEX ELECTRONIC TECHNOLOGIES, LLC AND SHOULD NOT BE USED WITHOUT WRITTEN PERMISSION

EC NO: 167713 DRWN: RCHEN34 CHKD: REV/ APPR: RHSU01	2017/11/07	2017/11/07	GENERAL TOLERANCES (UNLESS SPECIFIED)	DIMENSION UNITS	SCALE		
			ANGULAR TOL ± 1.0 °	mm	1:1		
			4 PLACES ±	DRWN BY	DATE		4X INT. HD SHORT BODY STRAIGHT
			3 PLACES ±	RCHEN34	2017/01/18		
			2 PLACES ± 0.13	CHKD BY	DATE		
			1 PLACE ± 0.25	APPR BY	DATE		PRODUCT CUSTOMER DRAWING
		0 PLACES ±	RHSU01	2017/01/19	SERIES: 100189 MATERIAL NUMBER: SEE P/N TABLE CUSTOMER: GENERAL MARKET		
			DRAFT WHERE APPLICABLE MUST REMAIN WITHIN DIMENSIONS	DRAWING SIZE	THIRD ANGLE PROJECTION	DOCUMENT NUMBER: 1001890100 DOC TYPE: PSD DOC PART: 000 SHEET NUMBER: 3 OF 3	