



## UL 94HB RATED NI/CU POLYESTER TAFFETA FABRIC-OVER-FOAM

Laird Technologies' Fabric-over-foam (FoF) 221 EMI gaskets provide excellent EMI shielding performance for customers where EMI issues occur. The 221 series EMI gaskets are composed of electrically conductive fabric wrapped around a thermo-plastic elastomer (TPE) core. They are supplied with either a conductive or non-conductive pressure sensitive adhesive (PSA), and can be equipped with an Extended Release Liner (ERL) on the adhesive. The 221 is a UL 94HB rated product that can be created with cross-section profiles such as rectangle, D, knife, bell shapes, and others. The 221 EMI gaskets can be further customized to an application by die-cutting, hole punching, notching, etc.

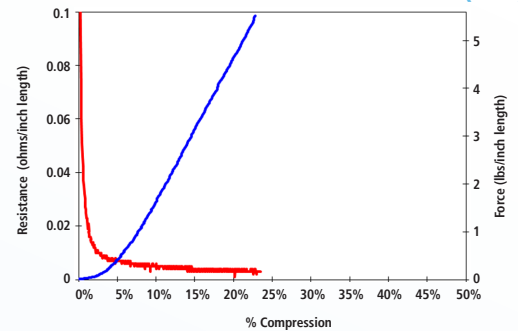
### FEATURES

- Fabric-over-Foam gaskets are RoHS compliant
- UL 94HB
- Low surface resistivity of  $< 0.07 \Omega/\square$  provides excellent conductivity
- Shielding effectiveness of  $>100$  dB across a wide spectrum of frequencies
- Extremely low compression forces allow for use of lighter materials
- Fabric is highly conductive to provide good EMI shielding and grounding
- Abrasion resistant metallized fabrics show virtually no degradation in electrical performance after 1,000,000 cycles
- Laird Technologies' proprietary coating prevents fabric fraying and fingerprinting
- Available with conductive or non-conductive PSA
- Many cross-section profiles available such as rectangle, D, knife, bell and more
- Profile gaskets can be cut to specified lengths, kiss-cut on release liner, or mitered to form frame configurations

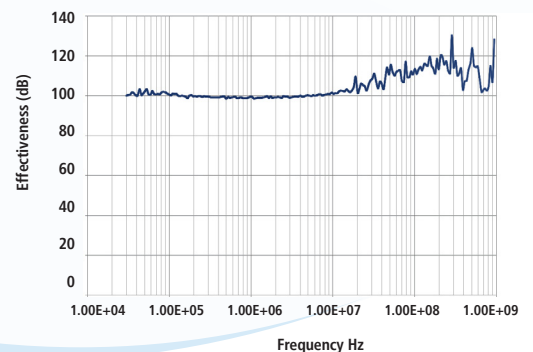
### MARKETS

- Cabinet applications
- LCD and Plasma TV
- Medical equipment
- Servers
- Printers
- Laptop computers
- Networking equipment
- Desktop computers
- Telecommunications cabinets

### FORCE/DISPLACEMENT/RESISTANCE (FDR)



### SHIELDING EFFECTIVENESS (dB)



global solutions: local support™

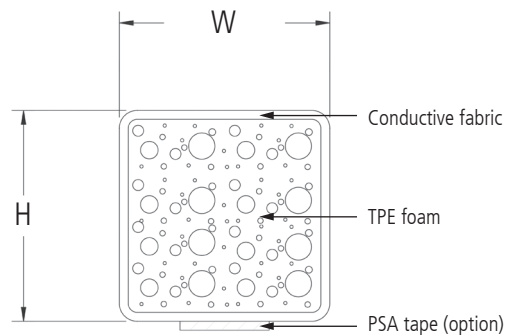
USA: +1.866.928.8181

Europe: +49.0.8031.2460.0

Asia: +86.755.2714.1166

Item	Unit	Value	Test Method
Shielding Effectiveness			
at 100 MHz		108	SAE-ARP-1705(Mod.)
at 1 GHz	dB	110	(W10 mm x H8 mm)
Surface Resistivity	$\Omega/\square$	< 0.07	ASTM F390
Compression Set	%	< 20	ASTM D3574
Operation Temperature	°C	-40 ~ 70	-
Flame Retardant	UL 94HB (UL file No.E170327)		
Hazardous Substance	Compliant with RoHS (Directive 2011/65/EU)		
	Antimony-free		
Shelf Life	12 months at 23°C/ 60% R.H.		

## COMPOSITION OF PRODUCT



## PRESSURE SENSITIVE ADHESIVE (PSA TAPE) OPTIONS

Name	Type	Thickness (mm)	Peel strength on stainless steel (JIS Z 0237)	Z-axis Resistance
LT-301	Conductive PSA	0.09	> 1.3 kgf/25 mm	< 0.05 $\Omega$
LT-350	PSA	0.12	> 2 kgf/25 mm	-

\*Other PSA can be provided. Contact Laird Technologies engineering.

## ORDERING INFORMATION

### PART NUMBER EXAMPLE

Digits:	1	2	3	4	5	6	7	8	9	10	11	12	13	14		
	4	2	1	6	A	A	-	2	2	1	-	0	1	4	0	0
	Profile Shape & Details						Product Name			Part Length						

EMI-DS-FOF-221 0812

Any information furnished by Laird Technologies, Inc. and its agents is believed to be accurate and reliable. All specifications are subject to change without notice. Responsibility for the use and application of Laird Technologies materials rests with the end user. Laird Technologies makes no warranties as to the fitness, merchantability, suitability or non-infringement of any Laird Technologies materials or products for any specific or general uses. Laird Technologies shall not be liable for incidental or consequential damages of any kind. All Laird Technologies products are sold pursuant to the Laird Technologies' Terms and Conditions of sale in effect from time to time, a copy of which will be furnished upon request. © Copyright 2012 Laird Technologies, Inc. All Rights Reserved. Laird, Laird Technologies, the Laird Technologies Logo, and other marks are trade marks or registered trade marks of Laird Technologies, Inc. or an affiliate company thereof. Other product or service names may be the property of third parties. Nothing herein provides a license under any Laird Technologies or any third party intellectual property rights.