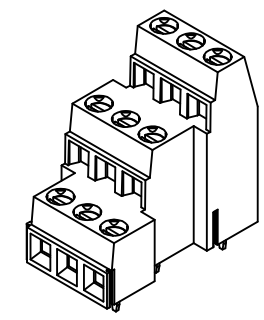
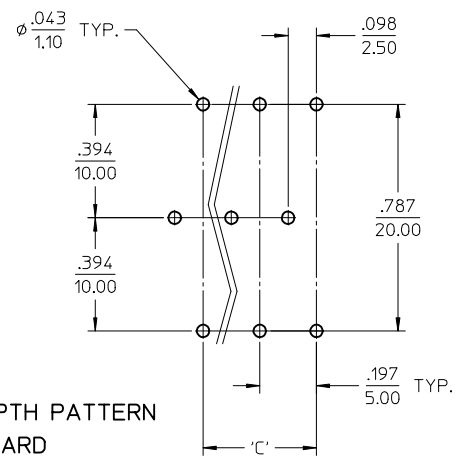
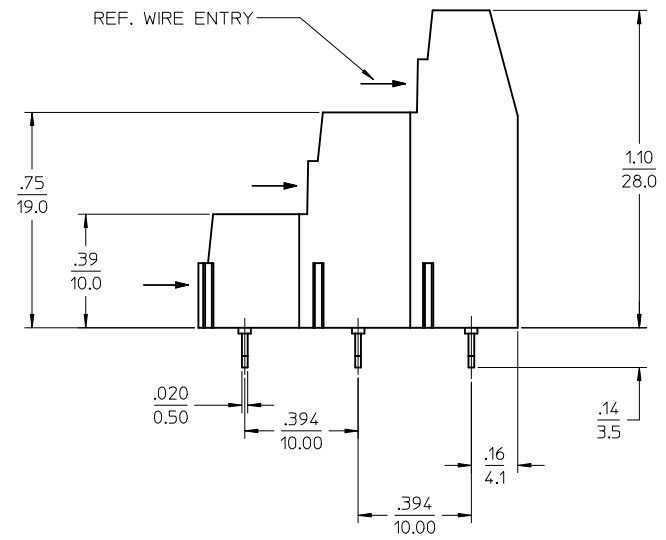
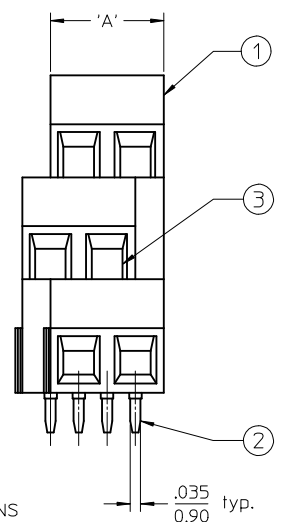


REF. 6 POLE (398900806) SHOWN  
SCALE: 2X



REF. 9 POLE (398900809) SHOWN  
SCALE: 2X



RECOMMENDED PTH PATTERN  
REF. FACING BOARD  
398900809 SHOWN

CIR. QTY.	PART NO.	'A'	('A'mm)	'B'	('B'mm)	'C'	('C'mm)
6	398900806	.394	10.01	.492	12.50	.197	5.00
9	398900809	.591	15.01	.689	17.50	.394	10.01
12	398900812	.788	20.02	.886	22.50	.591	15.01
15	398900815	.985	25.02	1.083	27.51	.788	20.02
18	398900818	1.182	30.02	1.280	32.51	.985	25.02
21	398900821	1.379	35.03	1.477	37.52	1.182	30.02
24	398900824	1.576	40.03	1.674	42.52	1.379	35.03
27	398900827	1.773	45.03	1.871	47.52	1.576	40.03
30	398900830	1.970	50.04	2.068	52.53	1.773	45.03
33	398900833	2.167	55.04	2.265	57.53	1.970	50.04
36	398900836	2.364	60.05	2.462	62.53	2.167	55.04
39	398900839	2.561	65.05	2.659	67.54	2.364	60.05
42	398900842	2.758	70.05	2.856	72.54	2.561	65.05
45	398900845	2.955	75.06	3.053	77.55	2.758	70.05
48	398900848	3.152	80.06	3.250	82.55	2.955	75.06
51	398900851	3.349	85.06	3.447	87.55	3.152	80.06
54	398900854	3.546	90.07	3.644	92.56	3.349	85.06
57	398900857	3.743	95.07	3.841	97.56	3.546	90.07
60	398900860	3.940	100.08	4.038	102.57	3.743	95.07
63	398900863	4.137	105.08	4.235	107.57	3.940	100.08
66	398900866	4.334	110.08	4.432	112.57	4.137	105.08
69	398900869	4.531	115.09	4.629	117.58	4.334	110.08
72	398900872	4.728	120.09	4.826	122.58	4.531	115.09

- NOTES:
1. MATERIAL: SEE TABLE
  2. FINISHES: SEE TABLE
  3. ELECTRICAL SPECIFICATIONS  
VOLTAGE RATING: 300V  
CURRENT RATING: 13.5 AMPS
  4. UL FILE: E48521
  5. WIRE RANGE: 16-30 AWG
  6. WIRE STRIP LENGTH: .22 IN. (5.5mm)
  7. OPERATING TEMP: -40°C TO 105°C
  8. SCREW TORQUE RANGE: 4.43 TO 6.00 IN LBS (.50 TO .68 NM)
  9. PCB THICKNESS: .094 (2.4mm) MAX.
  10. XX REFERS TO THE NUMBER OF CIRCUITS
  11. DIMS SHOWN ARE FOR REFERENCE ONLY
  12. ASSEMBLY IS RoHS COMPLIANT

ITEM	QTY.	DESCRIPTION	MATERIAL	FINISH
4	XX	SCREW, M3	Cu ALLOY	NICKEL PLATED
3	XX	CAGE CLAMP	Cu ALLOY	NICKEL PLATED
2	XX	TERMINAL	Cu ALLOY	TIN PLATED
1	1	TERMINAL BLOCK HOUSING	NYLON	BLACK

NEW SALES DOC  
EC NO: IFG2013-0678  
DRWINRSTONE  
CHKD:  
APPR:DTITUS

2012/11/09  
2012/11/14

DESCRIPTION

QUALITY SYMBOLS

GENERAL TOLERANCES (UNLESS SPECIFIED)

	mm	INCH
4 PLACES	± .005	± .0002
3 PLACES	± .005	± .0002
2 PLACES	± .005	± .0002
1 PLACE	± 0.3	± .012
0 PLACE	± .005	± .0002

ANGULAR ± 2 °

DRAFT WHERE APPLICABLE MUST REMAIN WITHIN DIMENSIONS

DIMENSION STYLE IN/MM

SCALE 3:1

DESIGN UNITS INCH

THIRD ANGLE PROJECTION

DRAWN BY DATE  
RSTONE 2012/11/09

CHECKED BY DATE

APPROVED BY DATE  
DTITUS 2012/11/14

MATERIAL NO. SEE CHART

SIZE C

TITLE EURO STYLE PCB TERMINAL BLOCK, TRI LEVEL LOW PROFILE

**molex**

DOCUMENT NO. SD-39890-008

SHEET NO. 1 OF 1

THIS DRAWING CONTAINS INFORMATION THAT IS PROPRIETARY TO MOLEX INCORPORATED AND SHOULD NOT BE USED WITHOUT WRITTEN PERMISSION