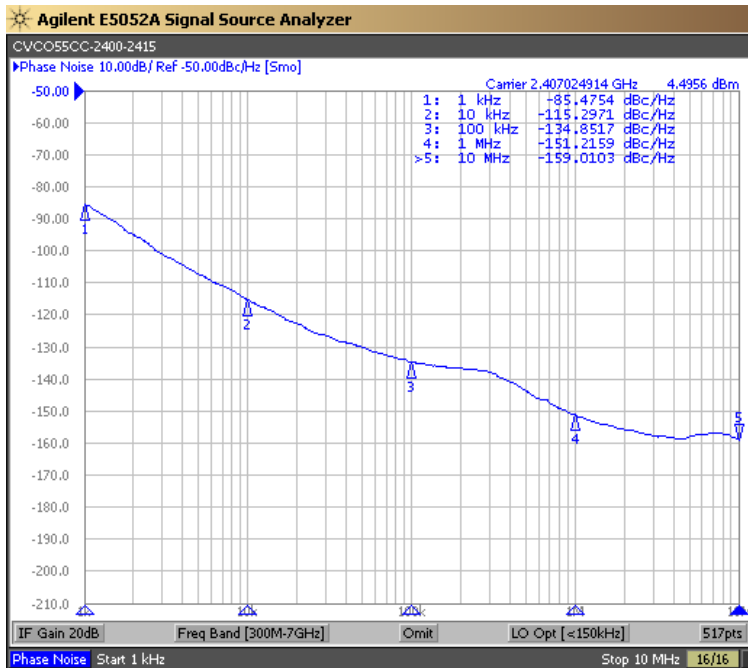
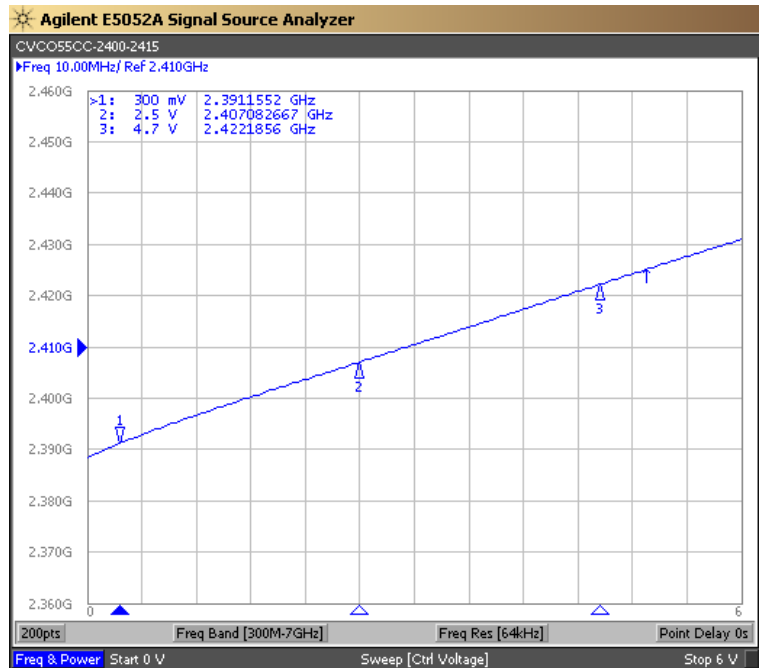


PERFORMANCE SPECIFICATION	MIN	TYP	MAX	UNITS
Lower Frequency:			2400	MHz
Upper Frequency:	2415			MHz
Tuning Voltage:	0.3		4.7	VDC
Supply Voltage:	4.75	5.0	5.25	VDC
Output Power:	+2.0	+4.5	+7.0	dBm
Supply Current:			40	mA
Harmonic Suppression (2 nd Harmonic)		-15		dBc
Pushing:		0.2	0.5	MHz/V
Pulling, all Phases:		0.2	0.5	MHz pk-pk
Tuning Sensitivity:		8		MHz/V
Phase Noise @ 10kHz offset:		-114		dBc/Hz
Phase Noise @ 100kHz offset:		-134		dBc/Hz
Load Impedance:		50		Ω
Input Capacitance:			15	pF
Operating Temperature Range:	-30		+70	$^{\circ}\text{C}$
Storage Temperature Range:	-45		+90	$^{\circ}\text{C}$

Phase Noise (1 Hz BW, Typical)



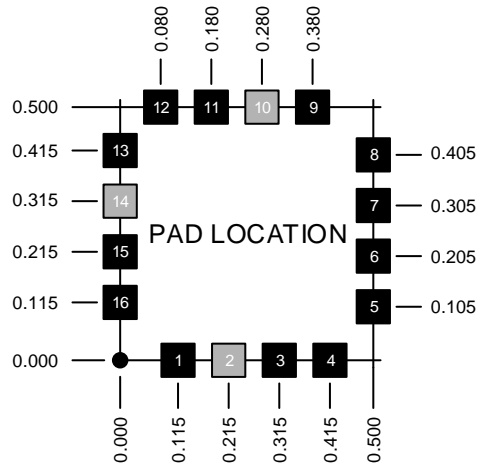
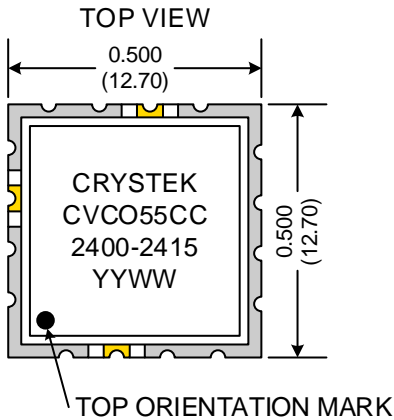
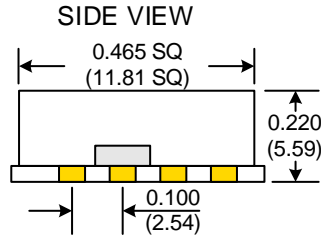
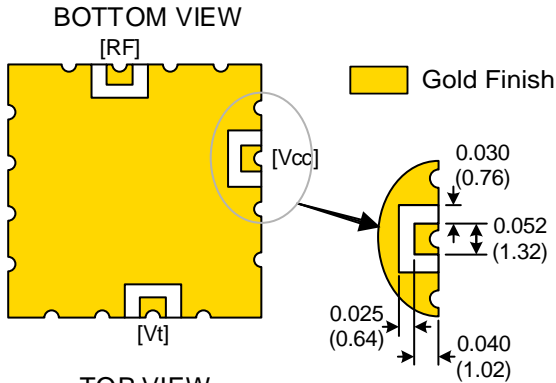
Tuning Curve (Typical)



Product Control:

Crystek Part Number:	CVCO55CC-2400-2415	Release Date:	09-Jun-2016
Revision Level:	E	Responsible:	C. Vales

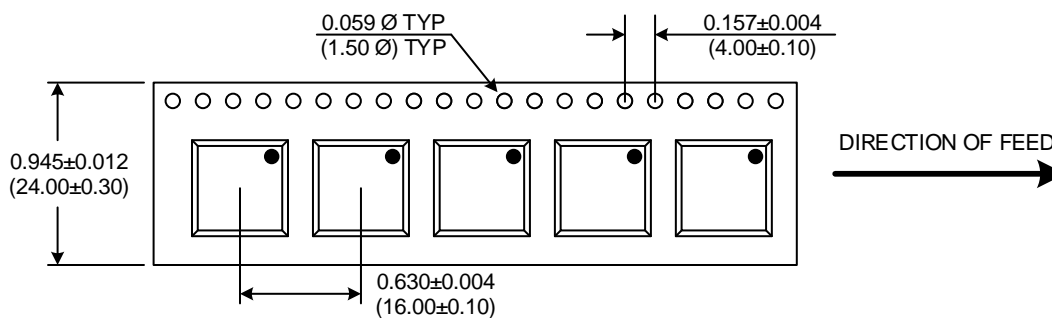




Pad	Connection
2	Vt
10	RF-OUTPUT
14	Vcc
Others	GROUND

- Unless otherwise specified, Dimensions are in: IN (mm)
- Pad Location Dimensions are in: Inches

TAPE AND REEL



Drawing not to scale

Product Control:

Crystek Part Number:	CVCO55CC-2400-2415	Release Date:	09-Jun-2016
Revision Level:	E	Responsible:	C. Vales

Specification is subject to change without notice

Page 2 of 2