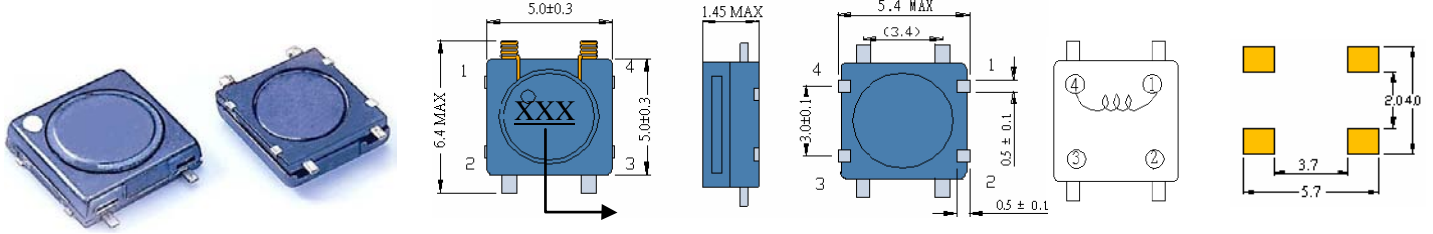


SCMD4D12C

SMD POWER INDUCTORS



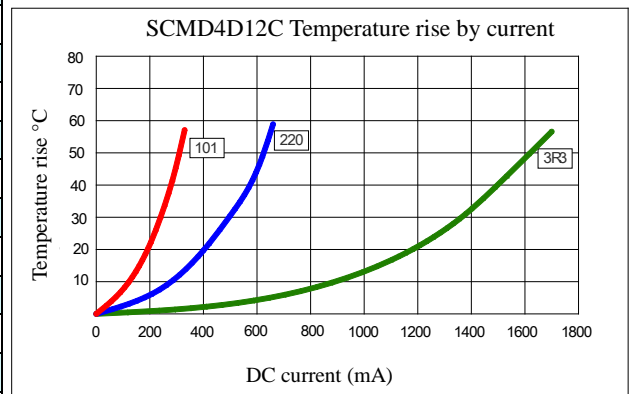
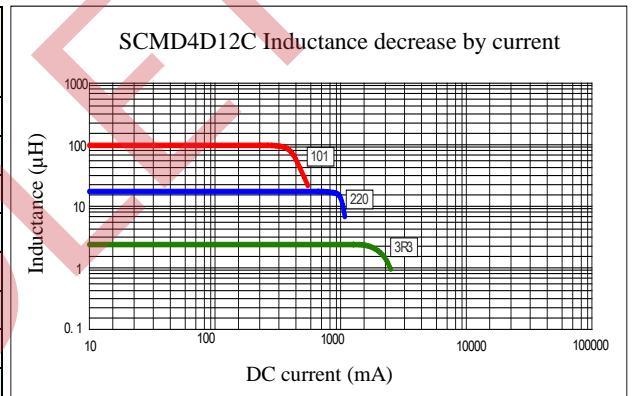
Features

1. Magnetically shielded construction – Low EMI
2. Excellent Power Density
3. Engineered to Provide High Efficiency

ELECTRICAL CHARACTERISTICS



Part Number	Inductance (uH) ⁽¹⁾	Test Frequency	DC Resistance (ΩMAX) ⁽²⁾	Saturation Current ⁽³⁾ (A)	Temperature Current ⁽⁴⁾ (A)
SCMD4D12C-3R3	3.3	100KHZ	0.20	1.55	1.38
SCMD4D12C-4R7	4.7	100KHZ	0.25	1.37	1.15
SCMD4D12C-6R8	6.8	100KHZ	0.35	1.12	1.00
SCMD4D12C-100	10	100KHZ	0.48	1.10	0.78
SCMD4D12C-150	15	100KHZ	0.75	0.82	0.62
SCMD4D12C-220	22	100KHZ	1.10	0.67	0.50
SCMD4D12C-330	33	100KHZ	1.40	0.55	0.40
SCMD4D12C-470	47	100KHZ	2.25	0.45	0.33
SCMD4D12C-680	68	100KHZ	3.0	0.37	0.29
SCMD4D12C-101	100	100KHZ	4.0	0.30	0.24



- (1). Inductance tolerance $\pm 20\%$ tested at 0.25V, 0ADC and 25°C.
- (2). DCR measured at 25°C.
- (3). The DC current at which the inductance decreases by 10% from its initial value.
- (4). The DC current that results in a 40°C temperature rise from 25°C ambient.

[Click here for QUANTITY PER REEL & PACKING INFORMATION](#)

Custom versions available upon request.

© 2019 Signal Transformer – Specification subject to change without notice. 12.19