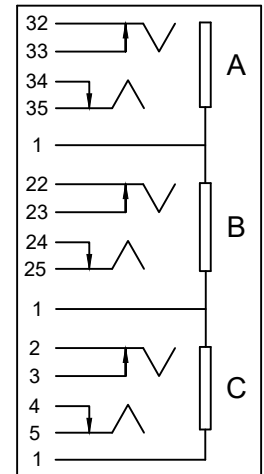
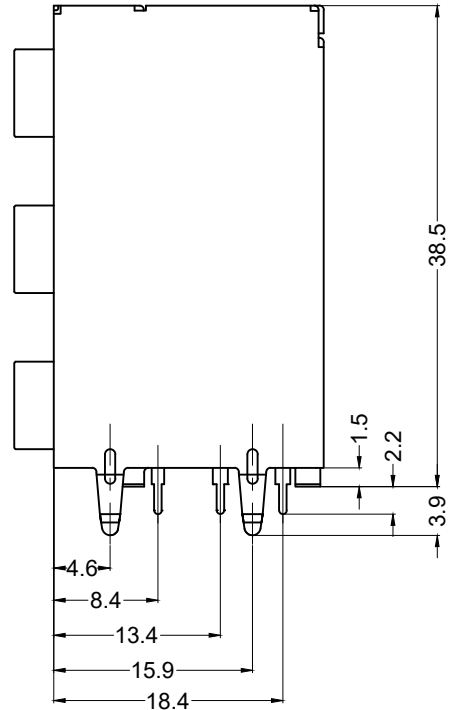
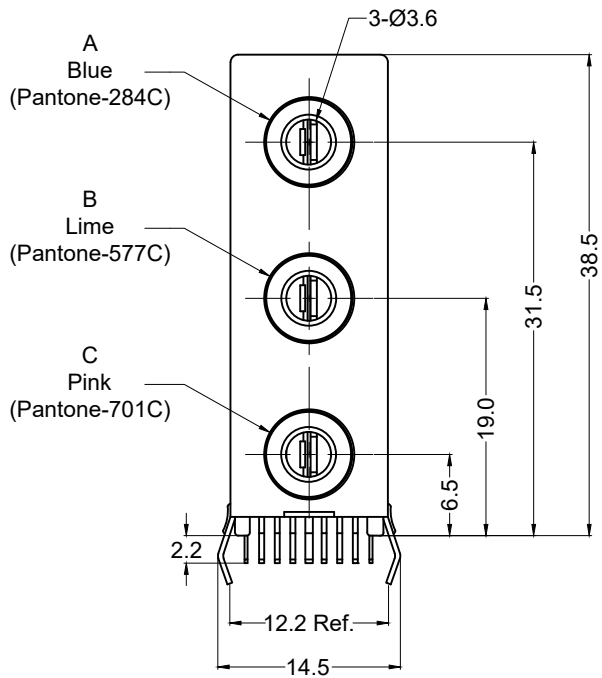


Pin Layout  
(Top View)



**Materials and Finish**

Housing: PBT Thermoplastic  
30% Glass Filled, UL 94V-0 Rated  
Pin#'s 2, 5, 22,25,32,35:  
Copper Alloy, Gold Flash on  
Contact End, Tin Plated  
on Termination.  
Pin#'s 1,3, 4, 23, 24, 33, 34:  
SPCC, Tin Plated.  
Shield: SPCC, Tin Plated  
with Nickel underplating.

**Electrical Characteristics**

Voltage Rating:  
12 Volts DC  
Current Rating:  
1 A  
Contact Resistance:  
Before Test: 50 mohms Max.  
After Durability Test:  
100 mohms Max.  
Insulation Resistance:  
More than 100 Megohms  
at 500V DC  
Dielectric Strength:  
500V AC RMS for 1 minute  
Operating Temp:  
-25°C to +100°C

**Mechanical Characteristics**

Insertion Force:  
0.4kg - 3.0kg  
Extraction Force:  
0.4kg - 3.0kg  
Durability: 1000 mating cycles

Tolerances
X.X ± 0.35
X.XX ± 0.25
Unless Stated Otherwise



REV.	DATE	DESCRIPTION	REV. BY	CHK. BY	DRAWN BY	DATE
A2	03/4/08	ECO#08-027	R. Aguirre	H. MA	H. MA	5/17/04
A3	09/14/08	ECO #09-070	S. Vien	H. MA		
B1	11/16/09	ECO #09-083	S. Vien	H. MA		
B2	01/12/10	ECO #10-002	S. Vien	H. MA		
B3	12/21/11	ECO #11-084	S. Vien	H. MA		
B4	08/14/18	Update Address	D. Shehan	N/A		

**STX-4335-5BGP-S1**

Triple Stacked Ø3.5mm Audio Jack, RoHS Compliant  
PC99 Color Barrels, 5 position per Jack

