



KSC Series

Three Phase Solid State Relays



- 80 x 80mm three phase SSR
- LED indicator of the control input status
- Over heat alarm output of SSR with connector cable
- Heatsink integrated SSR available
- Clip cover of IP20 touch protection

Ordering Information

KSC- ① ② ③ ④ ⑤

① Load Voltage	2	90 - 240 VAC $\frac{VAC}{VAC}$
	5	90 - 480 VAC
② Load Current		
015 $\frac{VAC}{VAC}$	15A	050 $\frac{VAC}{VAC}$ 50A
030 $\frac{VAC}{VAC}$	30A	060 $\frac{VAC}{VAC}$ 60A
040 $\frac{VAC}{VAC}$	40A	080 $\frac{VAC}{VAC}$ 80A
③ Operate mode	Z	Zero Cross
④ Input voltage	D	24VDC(4-32V) $\frac{VAC}{VAC}$
	A	220VAC(90-240V 50/60Hz)
⑤ Heatsink	no mark	Mount Type
	H	Heatsink Type $\frac{VAC}{VAC}$
	HF	Heatsink + Fan Type

Specifications

	Low Voltage	High Voltage
Release Time	Cycle of 1/2 Load + Less than 1 ms	
Output on Voltage Drop	Less than 1.6V (RMS)	Less than 1.8V (RMS)
Leakage Current	Less than 10mA (AC200V)	Less than 20mA (AC480V)
Insulation Resistance	more than 100MΩ (DC500V)	
Withstand Voltage	AC 5,000V 50/60Hz 1min	
Vibration Resistance	10-55-10Hz Peak Amplitude 0.35mm (Dual Amplitude 0.7mm)	
Shock Resistance	294m/s ²	
Storage Temperature	-30 - +100°C (non-condensing)	
Ambient Temperature	-30 - +80°C (non-condensing)	
Ambient Humidity	45 - 85%RH	

Over temperature alarm specification

Output	NPN Open Collector	
	Opens at 95 ± 5°C of SSR Body temperature	
Maximum Switching Current Rating	50mADC	
Alarm Voltage Drop	Typical	2.8VDC
	Maximum	4VDC
Visual Indication	Normal : Green LED, Overheat alarm : Red LED	

Characteristics

Input Ratings (Ambient Temp of 25°C)

Rated Control Voltage	Control Voltage Range	Operational Voltage Range			Input Current
		Pick-up Voltage	Drop-out Voltage		
24VDC	4-32VDC	Less than 4VDC	More than 1.4VDC		30±3mA
220VAC	90-240VAC	Less than 90VAC	More than 50VAC		30±5mA

Low Voltage Load

	2015	2030	2040	2050	2060	2080
Rated Load Voltage	220VAC (50/60Hz)					
Load Voltage Range	90-240VAC (50/60Hz)					
Rated Load Current	15A	30A	40A	50A	60A	80A
Load Current Range	0.5A - Rated Current @ Ambient Temp of 25°C					
Peak Voltage	600V					
Single Cycle Surge Current Resistance	260	420	520	520	580	580
	60Hz, 1Cycle					
UL Certification	Only on 24VDC Input voltage, with and without heatsink					No UL

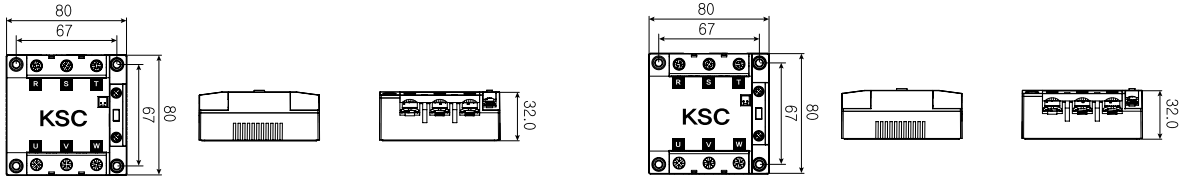
High Voltage Load

	5015	5030	5040	5050	5060	5080
Rated Load Voltage	440VAC (50/60Hz)					
Load Voltage Range	90-480VAC (50/60Hz)					
Rated Load Current	15A	30A	40A	50A	60A	80A
Load Current Range	0.5A - Rated Current @ Ambient Temp of 25°C					
Peak Voltage	1,200V					
Single Cycle Surge Current Resistance	250	370	500	500	580	580
	60Hz, 1/2Cycle					

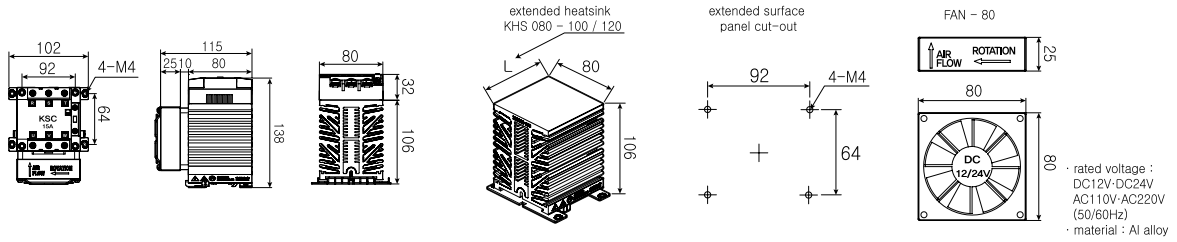
Dimensions

Mount Type 15 / 30A

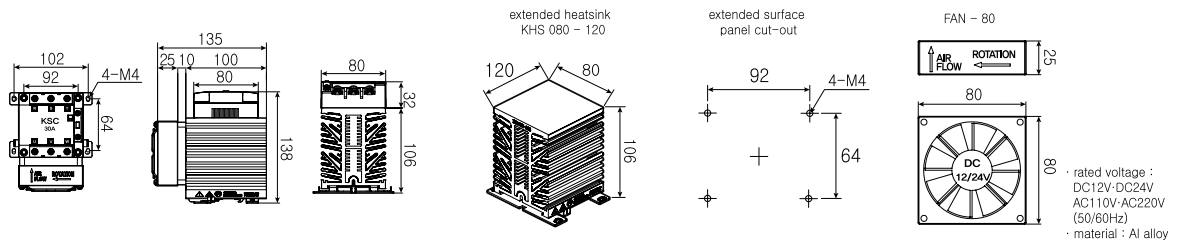
Mount Type 40 / 50 / 60 / 80A



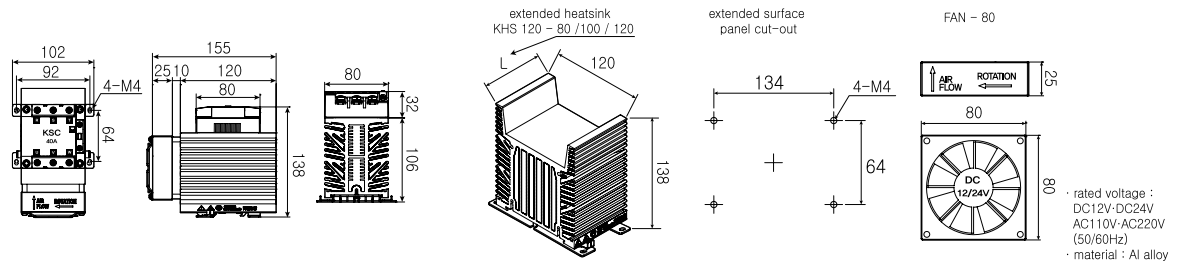
Heatsink Type 15A



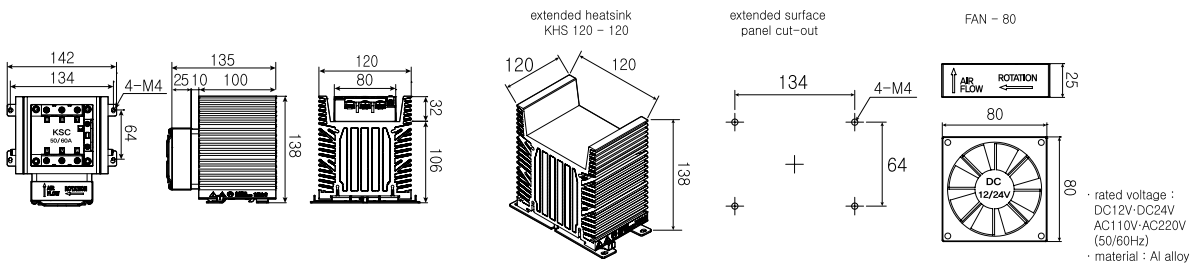
Heatsink Type 30A



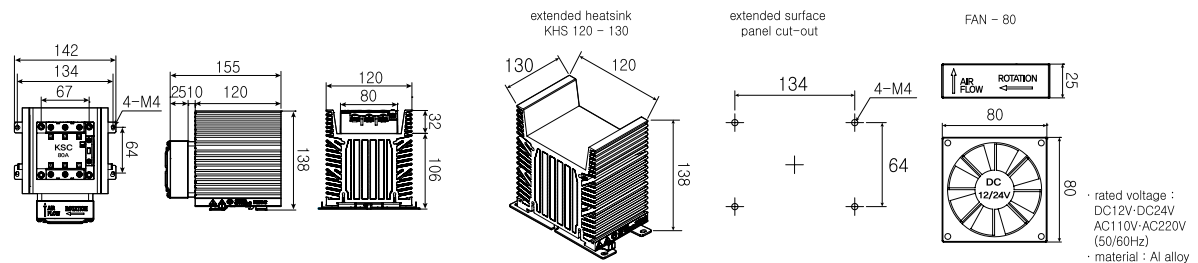
Heatsink Type 40A



Heatsink Type 50 / 60A



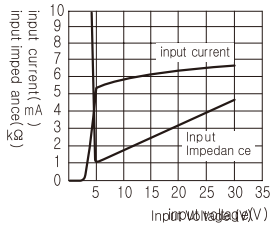
Heatsink Type 80A



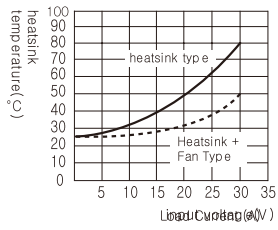
Technical Data

KSR & KSC Series

Input current and Impedance

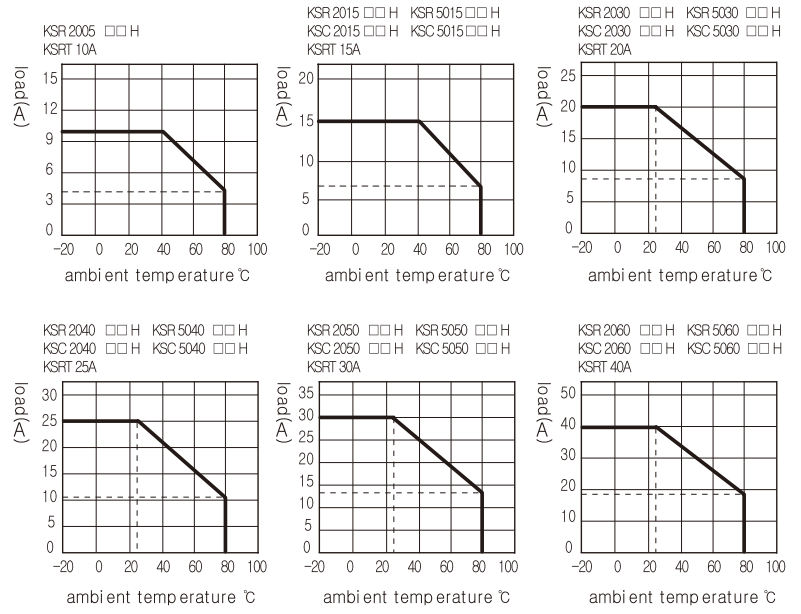


Heatsink type & Heatsink + Fan type



※(ambient temperature 25°C)
vertical mounting

Ambient Temperature-load current



► Caution

- The radiator fan reduces the radiator temperature by up to 35 ~ 40 % (ambient temperature of 25°C / vertical mounting)
- In the design process, note that the load current characteristic worsens with the increase in the ambient temperature.
- With the high-voltage type, design the system at 80 % of the rating or less.
- The device life is prolonged when the temperature decreases.

Note

A large rectangular area with a dotted border, intended for handwritten notes. It contains several horizontal dotted lines for writing.