

MATERIAL

Glass-fibre reinforced polyamide based (PA) technopolymer, RAL 5001 blue colour, matte finish.
Produced from FDA compliant raw material (FDA CFR.21 and EU 10/2011).
The special technopolymer contains additives detectable by means of metal detectors.

ROTATING PIN

AISI 303 stainless steel.

STANDARD EXECUTION

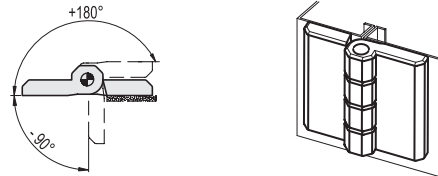
Pass-through holes for countersunk head screws.

FEATURES AND APPLICATIONS

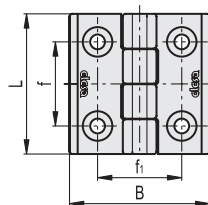
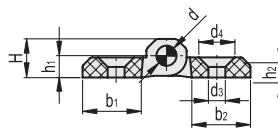
The RAL 5001 blue colour is easily visible in case of accidental food contamination. Furthermore the material additives are metal detectable at a cubic particle size of 5mm per side.
In order to improve the detection, the metal detector calibration must take into account the food/substance type at risk of contamination considering the moisture contained in it.
Particularly suitable for applications in the food and pharmaceutical industries.

ROTATION ANGLE (APPROXIMATE VALUE)

Max 270° (-90° and +180° being 0° the condition where the two interconnected surfaces are on the same plane).
Do not exceed the rotation angle limit so as not to prejudice the hinge mechanical performance.
To choose the convenient type and the right number of hinges for your application, see the Guidelines (see page 1448).



| Resistance tests | Axial Stress | | Radial Stress | | 90° Angled Stress | |
|------------------|-----------------------------|-------------------------|-----------------------------|-------------------------|------------------------------|--------------------------|
| | Maximum working load Ea [N] | Load at breakage Ra [N] | Maximum working load Er [N] | Load at breakage Rr [N] | Maximum working load E90 [N] | Load at breakage R90 [N] |
| CFM.40 SH-5-MD | 50 | 1100 | 100 | 1800 | 100 | 950 |
| CFM.50 SH-6-MD | 50 | 1900 | 100 | 3000 | 100 | 1200 |



Conversion Table
1 mm = 0.039 inch

| mm | inch |
|----|------|
| 40 | 1.57 |
| 50 | 1.97 |

| Code | Description | L | B | f±0.25 | f1 ±0.25 | H | h1 | h2 | b1 | b2 | d | d3 | d4 | C# [Nm] | ⚖️ |
|--------|----------------|----|----|--------|----------|------|-----|----|----|----|---|-----|------|---------|----|
| 197511 | CFM.40 SH-5-MD | 40 | 40 | 25 | 25 | 9 | 5.5 | 5 | 14 | 14 | 4 | 5.5 | 10.5 | 2 | 14 |
| 197611 | CFM.50 SH-6-MD | 50 | 50 | 30 | 30 | 11.5 | 6.5 | 6 | 18 | 18 | 6 | 6.5 | 12.5 | 5 | 30 |

Suggested tightening torque for assembly screws.

