

## Sensor/actuator box - SACB-4/ 3-L-M12 M5 - 1530760

Please be informed that the data shown in this PDF Document is generated from our Online Catalog. Please find the complete data in the user's documentation. Our General Terms of Use for Downloads are valid (<http://download.phoenixcontact.com>)



Sensor/actuator box, Connection method: M5 socket Metal, Number of slots: 4, Number of positions: 3, Slot assignment: Single, Status indication: Yes, pnp; Master cable connection: M12 plug connection 90°, Shielding: No

### Product Features

- ✓ Safety in the field, thanks to molded housing and high degree of protection
- ✓ Flexible, distributed bundling of signals in one master cable
- ✓ Convenient: increased machine availability thanks to quick and easy diagnostics



### Key commercial data

Packing unit	1 PCE
Weight per Piece (excluding packing)	44.1 GRM
Custom tariff number	85366990
Country of origin	Germany

### Technical data

#### General

Rated voltage	24 V DC
Max. operating voltage $U_{max}$	30 V DC
Current carrying capacity per I/O signal	1 A
Current carrying capacity per slot	1 A
Total rated current	3 A
Number of positions	3
Number of slots	4
Inflammability class according to UL 94	V0
Sensor/actuator connection system	M5 socket

#### Ambient conditions

Degree of protection	IP67
----------------------	------

## Sensor/actuator box - SACB-4/ 3-L-M12 M5 - 1530760

### Technical data

#### Ambient conditions

Ambient temperature (operation)	-25 °C ... 80 °C
---------------------------------	------------------

#### Local diagnostics function

Local diagnostics	Supply voltage Green LED
	Status display I/O Yellow LED

#### Master cable data/connection data

Connection method	M12 plug connection
-------------------	---------------------

#### Insulation material

Housing material	PA-GF
Contact material	CuZn
Contact surface material	Ni/Au
Material of threaded sleeve	Cu alloy
Material of threaded sleeve surface	Nickel-plated

#### Pin assignment

Slot/position = Wire color or connection	1 / 4 (A) = 3
	2 / 4 (A) = 4
	3 / 4 (A) = 6
	4 / 4 (A) = 8

### Classifications

#### eCl@ss

eCl@ss 4.0	27140815
eCl@ss 4.1	27140815
eCl@ss 5.0	27143423
eCl@ss 5.1	27143423
eCl@ss 6.0	27143423
eCl@ss 7.0	27449001
eCl@ss 8.0	27449001

#### ETIM

ETIM 2.0	EC000200
ETIM 3.0	EC001856
ETIM 4.0	EC002585
ETIM 5.0	EC002585

# Sensor/actuator box - SACB-4/ 3-L-M12 M5 - 1530760

## Classifications

### UNSPSC

UNSPSC 6.01	31261501
UNSPSC 7.0901	31261501
UNSPSC 11	31261501
UNSPSC 12.01	31261501
UNSPSC 13.2	31261501

## Approvals

### Approvals

---

Approvals

GOST

---

Ex Approvals

---

Approvals submitted

---

### Approval details



## Accessories

### Accessories

Master cable, assembled

Master cable - SAC-12P- 5,0-PUR/M12FS MC - 1530786



Master cable, 12-position, PUR/PVC, Black RAL 9005, Free cable end, on Socket straight M12, A-coded, Cable length: 5 m

# Sensor/actuator box - SACB-4/ 3-L-M12 M5 - 1530760

## Accessories

Master cable - SAC-12P-10,0-PUR/M12FS MC - 1530799



Master cable, 12-position, PUR/PVC, Black RAL 9005, Free cable end, on Socket straight M12, A-coded, Cable length: 10 m

## Protective cap

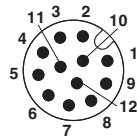
Screw plug - PROT-M5 - 1533288



An M5 screw plug for the unoccupied M5 sockets of the sensor/actuator cable, boxes and flush-type connectors

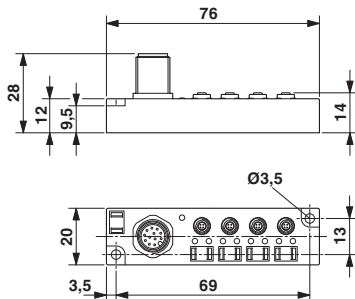
## Drawings

Schematic diagram

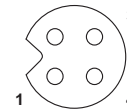


M12 plug connection pin, 12-pos.

Dimensioned drawing



Schematic diagram



M5 slot, socket, 3-pos.

Circuit diagram

