

30 V, 120 °C

Applications

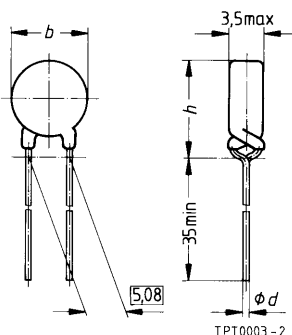
- Overcurrent and short-circuit protection

Features

- Coated thermistor disk
- Manufacturer's logo and type designation stamped on in white
- Low resistance
- For rated currents of up to 2,5 A
- UL approval (E69802)

Options

- Leadless disks and leaded disks without coating available upon request
- Thermistors with diameter $b \leq 11,0$ mm are also available on tape



TPT0003 - 2

Dimensions (mm)

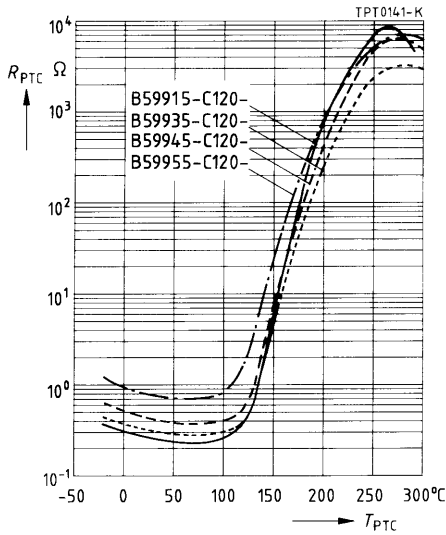
Type	b_{\max}	$\varnothing d$	h_{\max}
C 915	26,0	0,8	29,5
C 935	22,0	0,6	25,5
C 945	17,5	0,6	21,0
C 955	13,5	0,6	17,0
C 965	11,0	0,6	14,5
C 975	9,0	0,6	12,5
C 985	6,5	0,6	10,0
C 995	4,0	0,5	7,5

Max. operating voltage ($T_A = 60\text{ °C}$)	V_{\max}	30	V
Rated voltage	V_N	24	V
Switching cycles (typ.)	N	100	
Switching time	t_S	≤ 10	s
Reference temperature	T_{Ref}	120	°C
Resistance tolerance	ΔR_N	$\pm 25\%$	
Operating temperature range ($V = 0$)	T_{op}	$-40/+125$	°C
($V = V_{\max}$)	T_{op}	0/60	°C

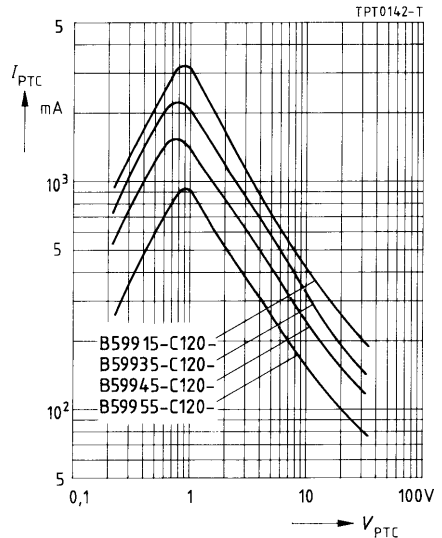
Type	I_N	I_S	$I_{S\max}$ ($V = V_{\max}$)	I_f ($V = V_{\max}$)	R_N	R_{\min}	Ordering code
	mA	mA	A	mA	Ω	Ω	
C 915	2500	5000	15,0	220	0,2	0,1	B59915-C120-A70
C 935	1800	3600	10,0	170	0,3	0,2	B59935-C120-A70
C 945	1300	2600	8,0	115	0,45	0,3	B59945-C120-A70
C 955	850	1700	5,5	80	0,8	0,5	B59955-C120-A70
C 965	600	1200	4,3	70	1,2	0,7	B59965-C120-A70
C 975	450	900	3,0	60	1,8	1,1	B59975-C120-A70
C 985	250	500	1,0	45	4,6	2,7	B59985-C120-A70
C 995	120	240	0,7	25	13	7,8	B59995-C120-A70

Characteristics (typical)

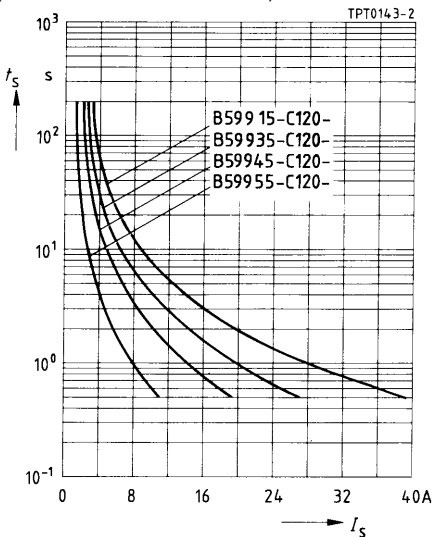
PTC resistance R_{PTC} versus
PTC temperature T_{PTC}
(measured at low signal voltage)



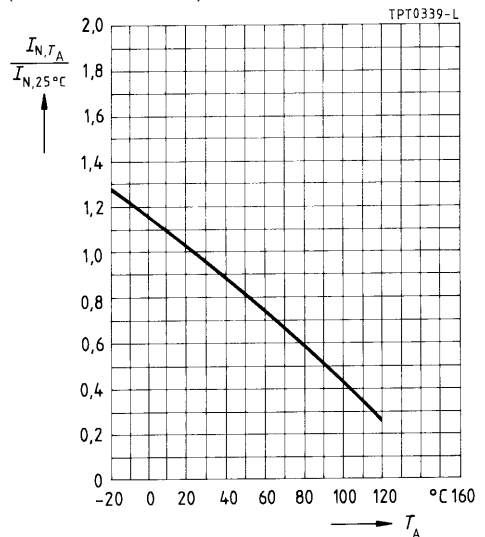
PTC current I_{PTC} versus PTC voltage V_{PTC}
(measured at 25 °C in still air)



Switching time t_S versus switching current I_S
(measured at 25 °C in still air)

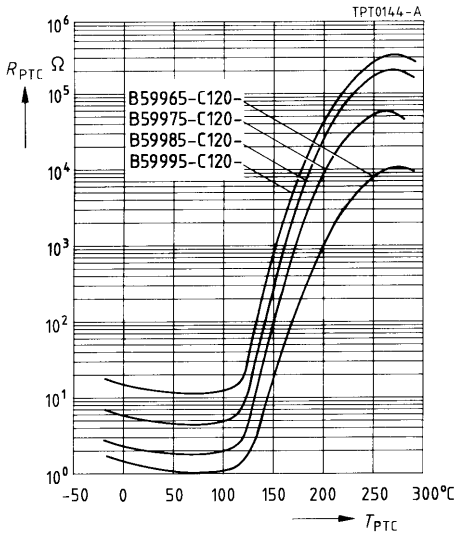


Rated current I_N versus ambient temperature T_A
(measured in still air)

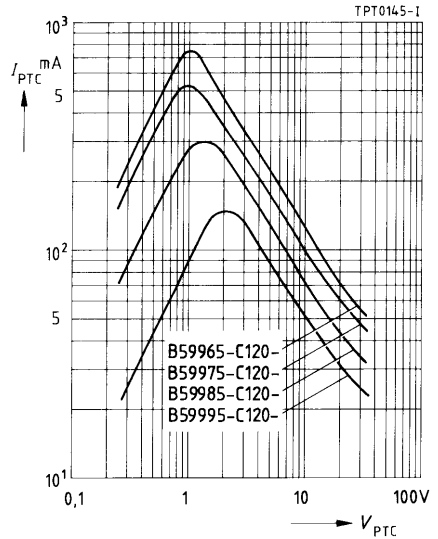


Characteristics (typical)

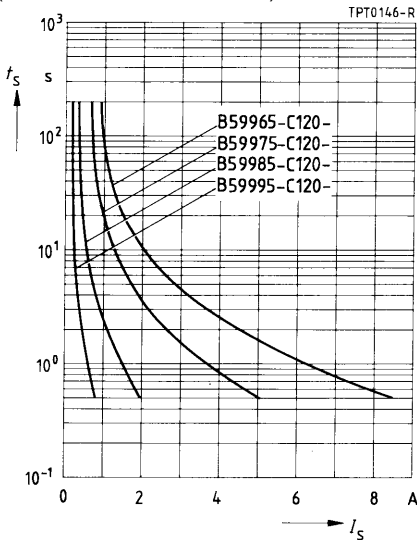
PTC resistance R_{PTC} versus
 PTC temperature T_{PTC}
 (measured at low signal voltage)



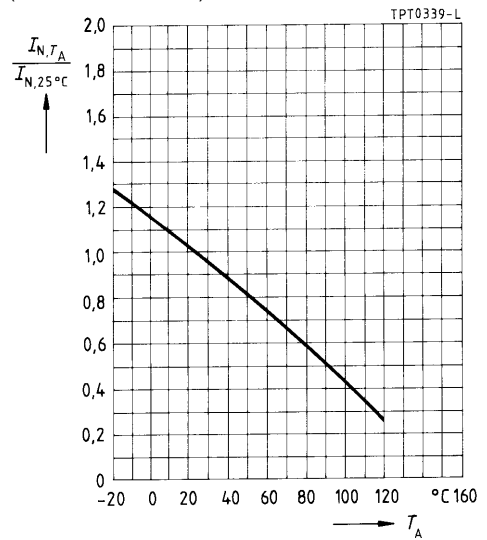
PTC current I_{PTC} versus PTC voltage V_{PTC}
 (measured at 25 °C in still air)



Switching time t_S versus switching current I_S
 (measured at 25 °C in still air)



Rated current I_N versus ambient temperature T_A
 (measured in still air)



54 V, 160 °C

Applications

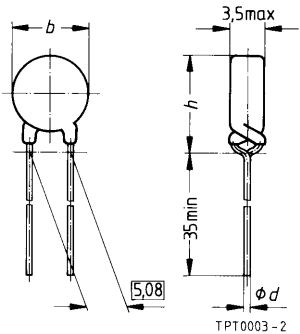
- Overcurrent and short-circuit protection

Features

- Coated thermistor disk
- Manufacturer's logo and type designation stamped on in yellow
- UL approval (E69802)

Options

- Leadless disks and leaded disks without coating available upon request
- Thermistors with diameter $b \leq 11,0$ mm are also available on tape



Dimensions (mm)

Type	b_{\max}	$\varnothing d$	h_{\max}
C 910	26,0	0,8	29,5
C 930	22,0	0,6	25,5
C 940	17,5	0,6	21,0
C 950	13,5	0,6	17,0
C 960	11,0	0,6	14,5
C 970	9,0	0,6	12,5
C 980	6,5	0,6	10,0
C 990	4,0	0,5	7,5

Max. operating voltage ($T_A = 60\text{ °C}$)	V_{\max}	54	V
Rated voltage	V_N	42	V
Switching cycles (typ.)	N	100	
Switching time	t_S	≤ 6	s
Reference temperature	T_{Ref}	160	°C
Resistance tolerance	ΔR_N	$\pm 25\%$	
Operating temperature range ($V = 0$)	T_{op}	$-40/+125$	°C
($V = V_{\max}$)	T_{op}	0/60	°C

Type	I_N	I_S	$I_{S\max}$ ($V = V_{\max}$)	I_f ($V = V_{\max}$)	R_N	R_{\min}	Ordering code
	mA	mA	A	mA	Ω	Ω	
C 910	1150	2370	15,0	110	0,9	0,6	B59910-C160-A70
C 930	770	1570	10,0	70	1,65	1,1	B59930-C160-A70
C 940	550	1140	8,0	50	2,3	1,5	B59940-C160-A70
C 950	360	730	5,5	35	3,7	2,4	B59950-C160-A70
C 960	280	560	4,3	30	5,6	3,7	B59960-C160-A70
C 970	170	355	3,0	25	9,4	6,2	B59970-C160-A70
C 980	95	200	1,0	20	25	16,5	B59980-C160-A70
C 990	55	120	0,7	15	55	36,3	B59990-C160-A70