


1112.2 SIK 10/Z/2 LED's(RD)/24V DC BG



Fuse-disconnect terminal, Screw connection, Mounting type: Mounting rail TS 35/7.5 and TS 32, Rated cross-section: 10 mm², Width: 10 mm, Colour: Beige

Business data

Article number	1112.2
Article name	SIK 10/Z/2 LED's(RD)/24V DC BG
GTIN (EAN)	4044211017477
Packaging unit	25
Quantity unit	PC
Weight per piece (not including packaging)	28 g
Weight per piece (including packaging)	30.56 g
Unit of weight	G
Customs number	85369010
Country of origin	DE
Product description	Fuse-disconnect terminal
Colour	Beige

1112.2 SIK 10/Z/2 LED's(RD)/24V DC BG

Technical data

Dimensions

Length	60 mm
Width	10 mm
Height TS 35/7.5	87 mm
Height TS 32	83 mm

Ratings

Rated voltage (determined by the illuminated display and fuse being used)	24 DC V
Rated current (as fuse-disconnect terminal)	10 A
Rated cross-section	10 mm ²
Rated impulse voltage	8 kV
Overvoltage category	III
Contamination degree	3

Connection data

Connection principle	Screw connection
Connection position	Lateral
Connections	2 / extraction lever
Number of terminals per level	2
Number of levels	1
Wire cross-section single-core (rigid) / stranded, min.	0.2 mm ²
Wire cross-section single core (rigid)/stranded, max.	10 mm ²
Wire cross-section stranded, min.	0.2 mm ²
Wire cross-section stranded, max.	10 mm ²
Wire cross-section stranded with wire-end ferrules, min.	0.2 mm ²
Wire cross-section stranded with wire-end ferrules, max.	10 mm ²
Wire cross-section AWG, min.	22
Wire cross-section AWG, max.	8
Stripping length	12 mm
Screw head	Slotted
Screw threading	M 4
Tightening torque, min.	1.2 Nm
Tightening torque, max.	2 Nm

1112.2 SIK 10/Z/2 LED's(RD)/24V DC BG

Technical data

Materials

Insulation housing	Polyamide 6.6
Flammability class UL 94	V-2
Working temperature, min.	-40 °C
Working temperature, max.	105 °C

Further technical data

Mounting type	Mounting rail TS 35/7.5 and TS 32
Fuse size	6,3 x 25 / 6,3 x 32 mm
Gauge plug acc. to EN 60 947-1	A5
End plate required	✓
Voltage fuse	250 V
Voltage illuminated display	24 DC V
Cross-current via illuminated display	< 5 mA
Version of fuse holder	Swivelling
Type of display element (defect display)	LED
Version of fuse cartridge	G fuse 6.3 x 25 / 6.3 x 32
Supply voltage (defect display), max.	24
Type of voltage (defect display)	DC
Colour of lamp	Red

Environmental Product Compliance

REACH Conform	yes
REACH Reference date	2022-06-10
REACH Candidate Substance Note	No
RoHS Conform	yes

1112.2 SIK 10/Z/2 LED's(RD)/24V DC BG

Approvals

Standards and regulations

EAC approval	TR ZU 004/2011
EAC approval granted	yes
Nemko approval	EN 60947-7-3:2002
Nemko approval granted	yes

cUL Recognized

cUL approval	C22.2 No 158
cUL Usegroup B: rated voltage	24DC V
cUL Usegroup B: rated current	16 A
cUL Usegroup C: rated voltage	24DC V
cUL Usegroup C: rated current	16 A
cUL wire cross-section single-core (rigid) AWG, min.	22
cUL wire cross-section single-core (rigid) AWG, max.	12
cUL wire cross-section stranded AWG, min.	22
cUL wire cross-section stranded AWG, max.	12
cUL torque	16 Nm
cUL wire material	Cu
cUL Recognized	1

1112.2 SIK 10/Z/2 LED's(RD)/24V DC BG

Approvals

KEMA KEUR approval

KEMA KEUR approval	EN 60947-7-3:2009
KEMA KEUR approval granted	yes
KEMA rated voltage	500 V
KEMA voltage fuse, max.	250 V
KEMA rated current	10 A
KEMA rated impulse voltage	8 kV
KEMA wire cross-section single core (rigid), min.	0.2 mm ²
KEMA wire cross-section single-core (rigid), max.	10 mm ²
KEMA wire cross-section stranded, min.	0.2 mm ²
KEMA wire cross-section stranded, max.	10 mm ²
KEMA torque, min.	1.2 Nm
KEMA torque, max.	2 Nm
KEMA fuse size	6,3 x 25 / 6,3 x 32 mm
KEMA power loss in singular arrangement - overload and short-circuit protection, max.	2,5 / 2,5 W / A
KEMA power loss in compound arrangement - overload and short-circuit protection, max.	2,5 / 2,5 W / A
KEMA power loss in singular arrangement - only short-circuit protection, max.	4 / 10 W / A
KEMA power loss in compound arrangement - only short-circuit protection, max.	2,5 / 2,5 W / A

UL Recognized


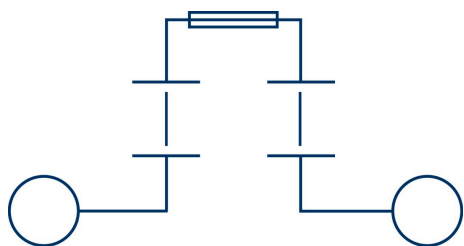
UL approval	UL 1059
UL Usegroup B: rated voltage	24 DC V
UL Usegroup B: rated current	16 A
UL Usegroup C: rated voltage	24 DC V
UL Usegroup C: rated current	16 A
UL wire cross-section single-core (rigid) AWG, min.	22
UL wire cross-section single-core (rigid) AWG, max.	12
UL wire cross-section stranded AWG, min.	22
UL wire cross-section stranded AWG, max.	12
UL torque	16 Lb In
UL wire material	Cu
UL factory wiring	1
UL field wiring	1
UL Recognized	1

Approvals

German Lloyd approval

DNV GL Certificate number	TAE00002JJ
DNV GL Location Classes	Temperature: B, Humidity: B, Vibration: A
DNV GL approval granted	1
DNV GL rated cross-section	10 mm ²
DNV GL rated current	10 A
DNV GL rated voltage	500 V
DNV GL test standard	IEC 60947-7-3:2002


Media



1112.2 SIK 10/Z/2 LED's(RD)/24V DC BG

Accessories

Insulated external cross-connector




External insulated cross-connector, No. of poles: 3, Mounting type: Plug in, Width: 28.2 mm, Rated current: 57 A; Colour: Yellow

Article number	Article name	GTIN (EAN)	Packaging unit
<u>3992.8</u>	AQI 3/10/18 YE	4044211130404	50 ST



External insulated cross-connector, No. of poles: 4, Mounting type: Plug in, Width: 38.3 mm, Rated current: 57 A; Colour: Yellow

Article number	Article name	GTIN (EAN)	Packaging unit
<u>3993.8</u>	AQI 4/10/18 YE	4044211130411	50 ST



External insulated cross-connector, No. of poles: 2, Mounting type: Plug in, Width: 18.1 mm, Rated current: 57 A; Colour: Yellow

Article number	Article name	GTIN (EAN)	Packaging unit
<u>3991.8</u>	AQI 2/10/18 YE	4044211130398	50 ST



External insulated cross-connector, No. of poles: 50, Mounting type: Plug in, Rated current: 57 A; Colour: Yellow

Article number	Article name	GTIN (EAN)	Packaging unit
<u>3995.8</u>	AQI 50/10/18 YE	4044211137526	1 ST



External insulated cross-connector, No. of poles: 10, Mounting type: Plug in, Width: 98.9 mm, Rated current: 57 A; Colour: Yellow

Article number	Article name	GTIN (EAN)	Packaging unit
<u>3994.8</u>	AQI 10/10/18 YE	4044211130428	10 ST

1112.2 SIK 10/Z/2 LED's(RD)/24V DC BG

End stop



End stop, Mounting type: Mounting rail TS 35/7.5, Width: 9.5 mm, Colour: Beige

Article number	Article name	GTIN (EAN)	Packaging unit
<u>2828.0</u>	ES 35/K/ST BG	4044211055547	50

Solid link



Solid link, Colour: natural

Article number	Article name	GTIN (EAN)	Packaging unit
<u>2497.0</u>	KH 63 f. SIK 10/Z	4044211080976	50 ST

Quick marking



Terminal marker / Pocket Maxicard, Length: 5 mm, Width: 8 mm, Colour: White

Article number	Article name	GTIN (EAN)	Packaging unit
<u>9323.7</u>	PMC SB 8/40 WH	4044211129231	400 ST

Screwdriver



Screwdriver with bare blade, Colour: Black-grey

Article number	Article name	GTIN (EAN)	Packaging unit
<u>1087.0</u>	SDB 0,8x4,0	4044211014803	1 ST