

## Type KDT/X cable entry grommet







### PRODUCT INFORMATION


For example, in conjunction with the KDL/C, KDL/D and KDL/H cable entry systems, the KDT/X cable entry grommet can be used to easily route pre-assembled cables into and through control cabinets. The grommet is retrofitted around the cable.


Double cable grommets, multi-line grommets, ASI bushings, USB-grommets and adapter grommets are not cURus listed.


### SPECIFICATIONS


-  TPE
-  -30 – 100 °C
-  V0











Type	Order No.	Colour	for Ø mm	For opening Small / medium / large	No. of open-ings	Pack qty.
<b>Grommet, small</b>						
KDT/X 02	87141210	Black	2 – 3	• / - / -	1	12
KDT/X 03	87141212	Black	3 – 4	• / - / -	1	12
KDT/X 04	87141214	Black	4 – 5	• / - / -	1	12
KDT/X 05	87141216	Black	5 – 6	• / - / -	1	12
KDT/X 06	87141218	Black	6 – 7	• / - / -	1	12
KDT/X 07	87141220	Black	7 – 8	• / - / -	1	12
KDT/X 08	87141222	Black	8 – 9	• / - / -	1	12
KDT/X 09	87141224	Black	9 – 10	• / - / -	1	12
KDT/X 10	87141226	Black	10 – 11	• / - / -	1	12
KDT/X 11	87141228	Black	11 – 12	• / - / -	1	12
<b>Grommet, medium</b>						
KDT/X 12	87141230	Black	12 – 13	- / • / -	1	4
KDT/X 13	87141232	Black	13 – 14	- / • / -	1	4
KDT/X 14	87141234	Black	14 – 15	- / • / -	1	4
KDT/X 15	87141236	Black	15 – 16	- / • / -	1	4
KDT/X 16	87141238	Black	16 – 17	- / • / -	1	4
KDT/X 17	87141240	Black	17 – 18	- / • / -	1	4
KDT/X 18	87141242	Black	18 – 19	- / • / -	1	4
KDT/X 19	87141244	Black	19 – 20	- / • / -	1	4
KDT/X 20	87141246	Black	20 – 21	- / • / -	1	4
KDT/X 21	87141248	Black	21 – 22	- / • / -	1	4
<b>Grommet, large</b>						
KDT/X 22	87141250	Black	22 – 23	- / - / •	1	4
KDT/X 23	87141252	Black	23 – 24	- / - / •	1	4

KDL/C -/D -/H cable entry system

## Type KDT/X cable entry grommet

Type	Order No.	Colour	for Ø mm	For opening Small / medium / large	No. of open- ings	Pack qty.
KDT/X 24	87141254	Black	24 – 25	- / - / •	1	4
KDT/X 25	87141256	Black	25 – 26	- / - / •	1	4
KDT/X 26	87141258	Black	26 – 27	- / - / •	1	4
KDT/X 27	87141260	Black	27 – 28	- / - / •	1	4
KDT/X 28	87141262	Black	28 – 29	- / - / •	1	4
KDT/X 29	87141264	Black	29 – 30	- / - / •	1	4
<b>Dummy grommet</b>						
BTK/X (dummy grommet)	87141270	Black		• / - / -	1	12
BTG/X dummy grommet	87141266	Black		- / • / -	1	4
BTG/XL dummy grommet	87141265	Black		- / - / •		4
<b>Double cable grommet</b>						
KDT/X 2x2 <sup>1)</sup>	87141275	Black	2	• / - / -	2	12
KDT/X 2x3 <sup>1)</sup>	87141277	Black	3	• / - / -	2	12
KDT/X 2x4 <sup>1)</sup>	87141279	Black	4	• / - / -	2	12
KDT/X 2x5 <sup>1)</sup>	87141281	Black	5	- / • / -	2	4
KDT/X 2x6 <sup>1)</sup>	87141283	Black	6	- / • / -	2	4
KDT/X 2x7 <sup>1)</sup>	87141285	Black	7	- / • / -	2	4
KDT/X 2x8 <sup>1)</sup>	87141287	Black	8	- / • / -	2	4
<b>Multi-line grommet</b>						
KDT/X 4x2 <sup>1)</sup>	87141276	Black	2	• / - / -	4	12
KDT/X 4x3 <sup>1)</sup>	87141278	Black	3	• / - / -	4	12
KDT/X 4x4 <sup>1)</sup>	87141280	Black	4	• / - / -	4	12
KDT/X 4x5 <sup>1)</sup>	87141282	Black	5	- / • / -	4	4
KDT/X 4x6 <sup>1)</sup>	87141284	Black	6	- / • / -	4	4
KDT/X 4x7 <sup>1)</sup>	87141286	Black	7	- / • / -	4	4
KDT/X 4x8 <sup>1)</sup>	87141288	Black	8	- / • / -	4	4
<b>Grommet adapter (adapter for small grommet)</b>						
ATG/X <sup>2)</sup>	87141268	Black		- / • / -		4
<b>ASI bushing (for ASI cable)</b>						
KDT/X 1xASI <sup>2)</sup>	87141274	Black		- / • / -		4
KDT/X 2xASI <sup>2)</sup>	87141272	Black		- / • / -		4
<b>USB grommet</b>						
KDT/X-USB 0.5m <sup>2)</sup>	87141294	Black		- / •		1
KDT/X-USB 1.0m <sup>2)</sup>	87141296	Black		- / • / -		1
KDT/X-USB 3.0m <sup>2)</sup>	87141298	Black		- / • / -		1
<b>LAN port</b>						
KDT/X-LAN	87141292	Black		- / - / •		1

## Type KDT/X cable entry grommet

Type	Order No.	Colour	for Ø mm	For opening Small / medium / large	No. of openings	Pack qty.
<b>Adapter grommet (for centre grommet)</b>						
ATG/XL adapter grommet	87141267	Black		- / - / •		4
1) no UR-approval / unused openings can be closed off with Type VST sealing plugs						
2) no UR approval						

### MATERIAL PROPERTIES



TPE

### THERMAL PROPERTIES



**Temperature / temperature range**

-30 – 100 °C

### FIRE BEHAVIOUR



**Fire classification**

V0

**Flammability classification**

### APPROVALS AND OPERATING PERMITS



**cURus approval**

### TECHNICAL INFORMATION



**LABS free**



**UV-resistant**

### CONFORMITY



**RoHS (EC Directive 202/95/EC)**

### GENERAL INFORMATION



**Made in Germany**

All details given in our sales material prospectuses and catalogues as well as the information available online are based on our current knowledge of the products described.

The electronic data and files made available by Murrplastik, particularly CAD files are based on our current knowledge of the product described.

A legally binding assurance of certain properties or the suitability for a certain purpose can not be determined from this information.

All information with respect to the chemical and physical properties of Murrplastik products as well as application advice given verbally, in writing or by tests, is given to the best of our knowledge.

This does not free the purchaser of carrying out their own inspections and tests in order to determine the suitability of a product for a specific purpose.

Murrplastik accepts no responsibility for the available information being up-to-date, correct or complete. Neither do we accept responsibility for the quality of this information.

Murrplastik accepts no liability for damage caused as a result of using our products.

Murrplastik reserves the right to make technical changes and improvements through constant further development of products and services.

Our General Terms and Conditions apply.

© Murrplastik Systemtechnik GmbH • proID\_57693~20170612~890287~KDH\_KDT\_X