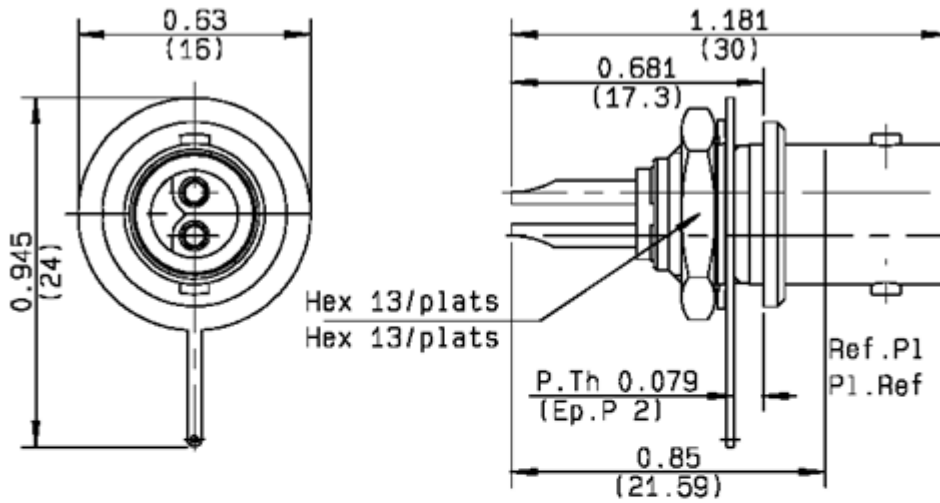
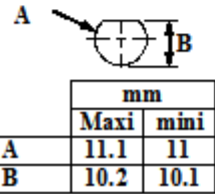


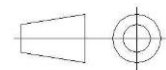
PAGE 1/2	ISSUE 15-01-15B	SERIES BR2	PART NUMBER R605550020
----------	-----------------	------------	------------------------



PANEL CUT OUT



All dimensions are in mm.



COMPONENTS	MATERIALS	PLATING (µm)
Body	BRASS	NICKEL
Center contact	BERYLLIUM COPPER	GOLD OVER NICKEL
Outer contact	-	-
Insulator	POLYAMIDES 11	-
Gasket	-	-
Others parts	-	-
-	-	-
-	-	-

PAGE 2/2	ISSUE 15-01-15B	SERIES BR2	PART NUMBER R605550020
----------	-----------------	------------	------------------------

PACKAGING

Standard	Unit	Other
100	Contact us	Contact us

ELECTRICAL CHARACTERISTICS

Impedance		80	Ω
Frequency		0-0.5	GHz
VSWR	NA	+	0,0000 x F(GHz) Maxi
Insertion loss		NA	√F(GHz) dB Maxi
RF leakage	- (NA	- F(GHz) dB Maxi
Voltage rating		500	Veff Maxi
Dielectric withstanding voltage		1500	Veff mini
Insulation resistance		5000	MΩ mini

ENVIRONMENTAL

Operating temperature	-40/+100	°C
Hermetic seal	NA	Atm.cm3/s
Panel leakage	NA	

MECHANICAL CHARACTERISTICS

Center contact retention			
Axial force – Mating End		27	N mini
Axial force – Opposite end		27	N mini
Torque		-	N.cm mini
Recommended torque			
Mating		-	N.cm
Panel nut		250	N.cm
Mating life		500	Cycles mini
Weight		0,0000	g

SPECIFICATION

OTHER CHARACTERISTICS

Assembly instruction:

Others:

-