



- 1
- 2
- 3
- 4
- 5
- 6
- 7
- 8
- 9
- 10
- 11
- 12
- 13
- 14
- 15
- 16
- 17
- 18

MATERIAL

Glass-fibre reinforced polyamide based (PA) technopolymer, grey-black colour, matte finish.

SCREW-COVERS

- ECA.B: glass-fibre reinforced polyamide based (PA) technopolymer, in Elecolors colours, matte finish, press-fit assembly. Supplied, removable by a screwdriver.

Available also as accessory sold separately (see table).

STANDARD EXECUTIONS

- **EBP.**: pass-through holes for front or rear mounting by means of cylindrical-head screws with hexagon socket, hexagonal-head screws or standard nuts.
- **EBP-B**: brass bosses, threaded blind holes for back mounting.

FEATURES AND APPLICATIONS

EBP handles with front mounting can be assembled in pairs opposed to EBPB handles with back mounting (Fig. 1).

TECHNICAL DATA

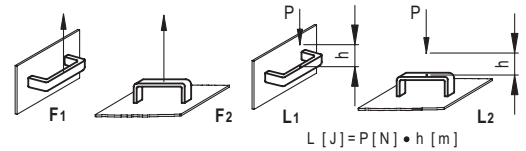
Tensile stress and impact strength: the values F1, F2, L1 and L2 indicated in the table were obtained during breaking tests carried out with the appropriate dynamometric equipment under the test conditions shown in the figure with ambient temperature.

ACCESSORIES ON REQUEST

- DS-EBP: spacer sleeves in polyamide based (PA) technopolymer to increase the distance between the handle and the fitting surface.
- ECA.B: glass-fibre reinforced polyamide based (PA) technopolymer screw-covers, in Elecolors colours, matte finish, press-fit assembly (see table).



ERGOSTYLE® ELESA Original design



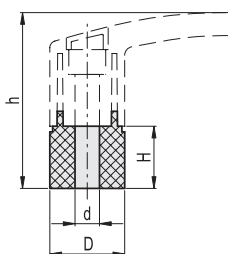
C1 RAL7021	C2 RAL2004	C3 RAL7035	C4 RAL1021	C5 RAL5024	C6 RAL3000	C17 RAL6017

ECA.B

Code	Description	Caps for
29830-*	ECA.B0-*	EBP.110
29831-*	ECA.B1-*	EBP.140 EBP.145 EBP.150 EBP.180 EBP.200

* Complete with colour index (C1, ..., C17).

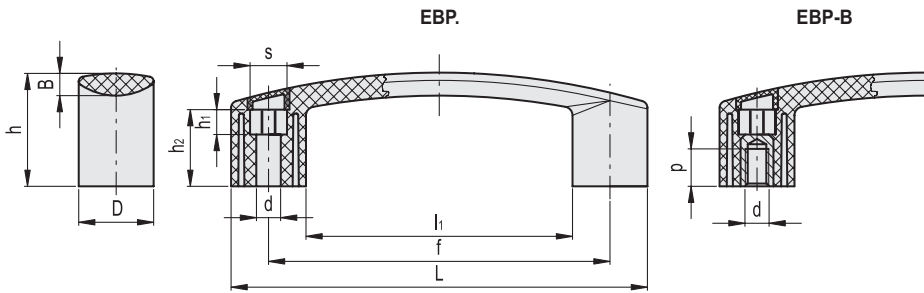
DS-EBP.



DS-EBP.

Code	Description	d	D	H	h	F1 [N]	F2 [N]	L1 [J]	L2 [J]	⚖️
260001	DS-EBP.110	6.5	22.5	18	53	1600	1500	8	3	7
260003	DS-EBP.140-145-150	8.5	26.5	19.5	58.5-60-61.5	2200	1800	10	4	9
260005	DS-EBP.180-200	9	29	20.5	64.5-70.5	2200	1500	12	5	11

Conversion Table 1 mm = 0.039 inch					
L		d		s	
mm	inch	mm	inch	mm	inch
116	4.57	6.5	0.26	10	0.39
144	5.67	8.5	0.33	13	0.51
147	5.79				
159	6.26				
178	7.01				
208.5	8.13				



*Complete with colour index, example: 260111-C2 EBP.110-6-C2

C1	C2	C3	C4	C5	C6	C17
RAL7021	RAL2004	RAL7035	RAL1021	RAL5024	RAL3000	RAL6017

EBP.

Code	Description	L	f	d	s	D	h	h1	h2	B	l1	F1 [N]	F2 [N]	L1 [J]	L2 [J]	⚖️
260111-*	EBP.110-6-*	116	93.5±0.5	6.5	10	22	35	6.5	23.5	7.5	72	2000	1500	8	3	35
260210-*	EBP.140-6-*	144	117±0.5	6.5	10	26.5	39	19.5	26.5	8.5	91	2700	1800	10	4	57
260211-*	EBP.140-8-*	144	117±0.5	8.5	13	26.5	39	8.5	26.5	8.5	91	2700	1800	10	4	55
260230-*	EBP.145-6-*	147	120±0.5	6.5	10	27	40.5	10.5	28	9.5	93	2700	1800	10	4	75
260231-*	EBP.145-8-*	147	120±0.5	8.5	13	27	40.5	10.5	28	9.5	93	2700	1800	10	4	73
260251-*	EBP.150-8-*	159	132±0.5	8.5	13	27	42	10.5	28	9.5	105	2700	1800	11	4	65
260311-*	EBP.180-8-*	178	150±1	8.5	13	28	45	14	32	9.5	122	2700	1500	12	5	78
260411-*	EBP.200-8-*	208.5	179±1	8.5	13	29	51	16	35	9.5	150.5	2200	1500	16	9	95

METRIC

EBP-B

Code	Description	L	f	d6H	D	h	B	l1	p	F1 [N]	F2 [N]	L1 [J]	L2 [J]	⚖️
260120-*	EBP.110-B M5-*	116	93.5±0.5	M5	22	35	7.5	72	10	2000	1500	8	3	46
260121-*	EBP.110 B-M6-*	116	93.5±0.5	M6	22	35	7.5	72	12	2000	1500	8	3	45
260220-*	EBP.140 B-M6-*	144	117±0.5	M6	26.5	39	8.5	91	12	2700	1800	10	4	70
260221-*	EBP.140 B-M8-*	144	117±0.5	M8	26.5	39	8.5	91	13	2700	1800	10	4	65
260240-*	EBP.145-B-M6-*	147	120±0.5	M6	27	40.5	9.5	93	12	2700	1800	10	4	60
260241-*	EBP.145-B-M8-*	147	120±0.5	M8	27	40.5	9.5	93	13	2700	1800	10	4	59
260255-*	EBP.150-B M6-*	159	132±0.5	M6	27	42	9.5	105	13	2700	1800	10	4	84
260256-*	EBP.150 B-M8-*	159	132±0.5	M8	27	42	9.5	105	13	2700	1800	11	4	82
260321-*	EBP.180 B-M8-*	178	150±1	M8	28	45	9.5	122	13	2700	1500	12	5	98
260421-*	EBP.200 B-M8-*	208.5	179±1	M8	29	51	9.5	150.5	13	2200	1500	16	9	108
260422-*	EBP.200-B M10-*	208.5	179±1	M10	29	51	9.5	150.5	13	2200	1500	16	9	106

