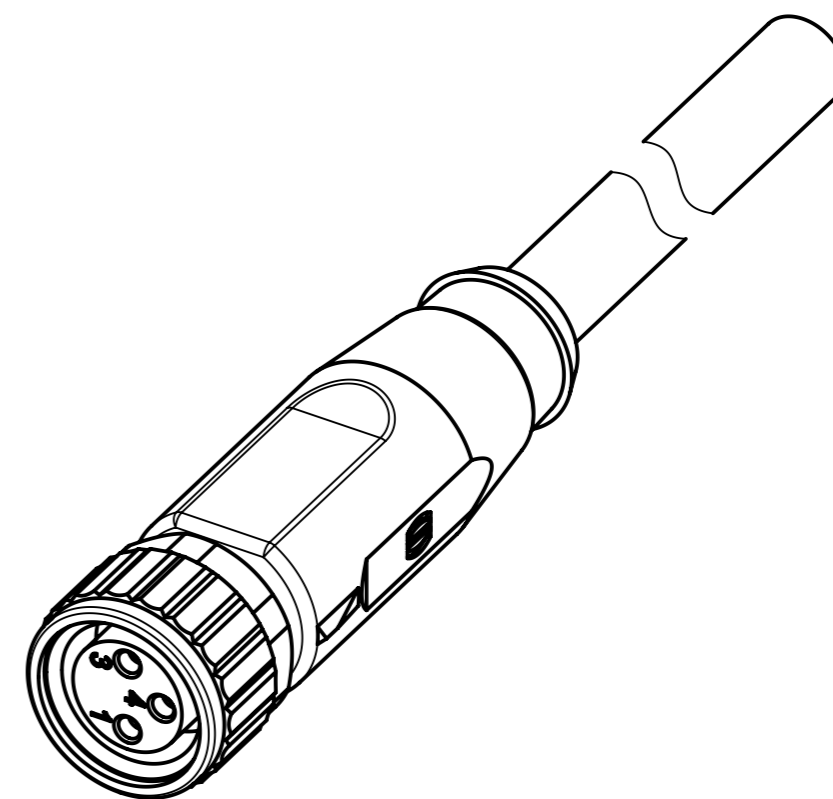
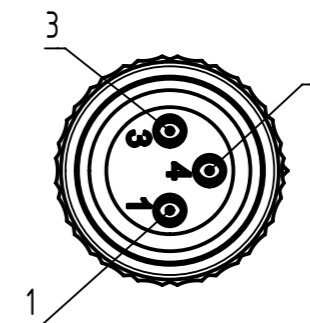






# M8 A-coded female, straight, 3-pole

## TECHNICAL CHARACTERISTICS

Rated voltage	max. 60 V AC/DC
Rated current / contact	max. 3 A at +40°C
Screw locking	M8x1, self securing
Recommended torque	0.4 Nm
Temperature range (working and storage)	-25°C ... +80°C
Degree of protection	IP67
Number of wires / wire gauge	3 x 0.25 mm <sup>2</sup>
Conductor insulation	PP (bn, bu, bk)
Arrangement of insulated strands	32 x Ø 0.1 mm
Sheath	PUR (UL, CSA)
Sheath color	black
Outer diameter	Ø 4.4 ± 0.15 mm
Usable as trailing cable	yes
Halogen free acc. to	DIN VDE 0472 part 815
Flame retardant acc. to	cUL20549
Connector flame retardancy	UL 94 HB
Oil resistant	-



	All Dimensions in mm	Tech. Character.	Free size tol.	According to production drawing	
	All rights reserved Department HCS - RO	Created by MUNTEANV	Inspected by COSTEA	Standardisation AVRAM	Date 2017-07-28
HARTING Customised Solutions D-32427 Minden		Title M8 A-coded female, straight, 3-pole			State Final Release
Type DS	Number 21025001002	Doc-Key / ECM-Nr. 100652683/UGD/000/B 500000122973		Rev. B	Page 1/1