

# Cube Timers – Single Shot or Interval

## RLY270 Series



Knob Adjustable, AC or DC, Single Shot or Interval, High Power Cube Timer.

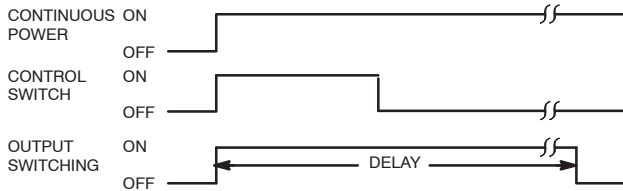
### Features

- 30 Amp/2 HP Load Ratings
- No Heat Sink Required
- $\pm 0.5\%$  Repeat Accuracy
- .250" Quick Connect Terminals
- Transient Protected
- CMOS
- Digital Timing
- 2 x 3 Plastic Package

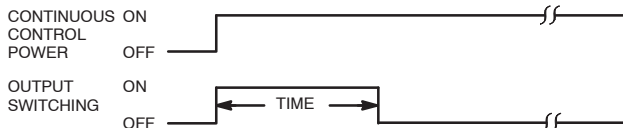


### OPERATION

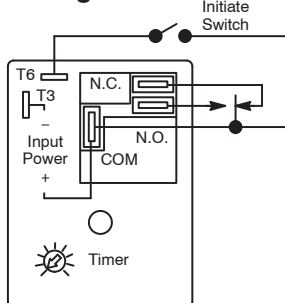
**SINGLE SHOT**– Upon closure of the control switch, output switch operates and time period begins. The time period is not affected by duration of the control switch closure. At the end of time period, output switch returns to normal. Continuous power must be furnished to this timer.



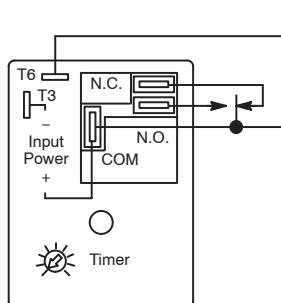
**INTERVAL ON**– The relay energizes and timing begins when the input voltage is applied. At the end of the time delay period the relay will de-energize. Reset is accomplished by removing, then reapplying the input voltage.



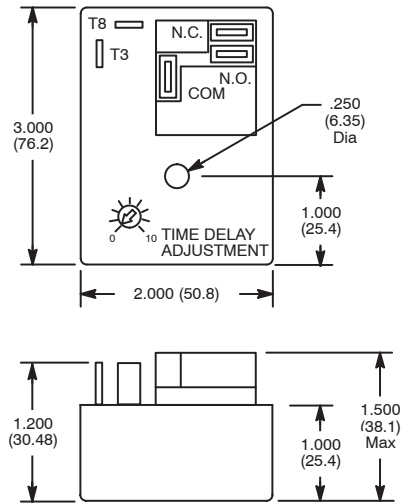
#### Single Shot



#### Interval



### D78



AC OPERATED					
NTE Type No.	Timing Adj. Range	Nom Voltage	Contact Arr.	Max. Contact Cur. @ 120VAC	Diag No.
RLY275L	3 to 100 sec.	120VAC	SPST	30A*	D78
RLY275N	0.3 to 10 min.	120VAC	SPST	30A*	D78
DC OPERATED					
RLY271N	0.3 to 10 min.	12VDC	SPST	30A*	D78

\* Note: U.L. for 20 Amp Only.

## Ratings and Specifications

**Input Operating Voltage Range (Line):**  $\pm 20\%$

**AC Operating Frequency:** 50/60Hz

**Switch Configuration:** Electromechanical, SPST

**Switching Current (Load):** 500 mA min., 30 Amps max.  
(Note: U.L. for 20 Amp Only)

**Repeat Accuracy:**  $\pm 0.5\%$

**Reset Time:** 150ms Min.

**Expected Life:**

**Mechanical:** 10,000,000 operations

**Electrical:** 10,000 operations @ rated load

**Operating Temperature:**  $-40^{\circ}$  to  $+80^{\circ}\text{C}$

**Storage Temperature:**  $-50^{\circ}$  to  $+85^{\circ}\text{C}$

**Dielectric Breakdown Voltage Between All Elements:** 1500V<sub>rms</sub>

**Transient Protection:** 1500 V for 150 $\mu$ s

**Mounting:** One #8 or #10 Screw