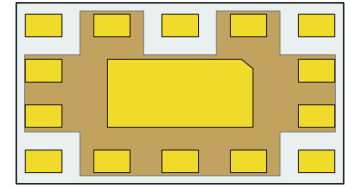


# ACFM-7024

## Band 2/Band 4 Quadplexer

### Product Brief



#### Description

The Avago Technologies' ACFM-7024 is a quadplexer that combines LTE Band 2 and Band 4 duplexers into a single, miniature package.

The ACFM-7024 features a single antenna connection, which eliminates the need for antenna switching. All ports are matched to 50 ohms.

The ACFM-7024 is designed with Avago Technologies' film bulk acoustic resonator (FBAR) technology. The ACFM-7024 also utilizes Avago Technologies' innovative microcap bonded-wafer, chip scale packaging technology. This process allows the filters to be assembled in a module with a footprint of only 3.6 mm × 2 mm with a maximum height of 0.80 mm.

Low Tx insertion loss of the ACFM-7024 reduces power amplifier current, which extends the battery life. The ACFM-7024 enhances receiver sensitivity and dynamic range with low Rx insertion loss and high rejection of Tx signals at the Rx ports.

The excellent power handling capability of Avago Technologies' FBAR bulk-mode resonators supports the high Tx output power levels needed mobile communications devices while adding virtually no distortion.

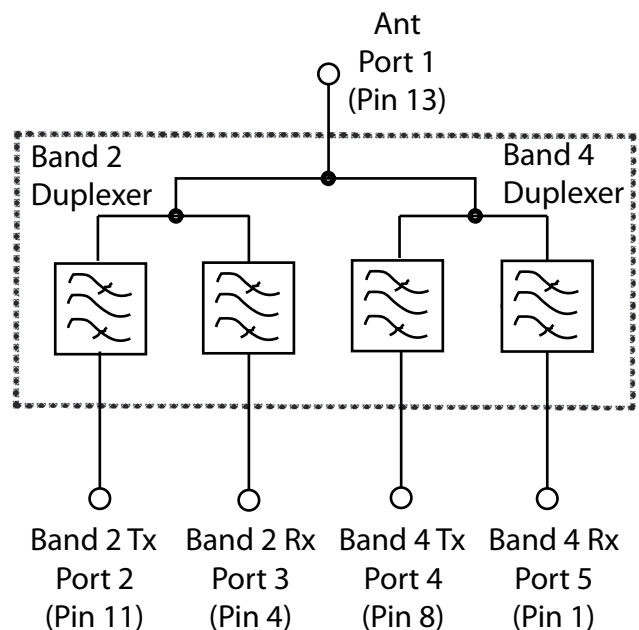
#### Features

- Single antenna
- Band 2 and Band 4 carrier aggregation
- Miniature size
  - 3.6 mm × 2 mm footprint
  - 0.80 mm maximum height
- Environmental
  - RoHS 6 compliant
  - Halogen free
  - TBBPA free
- High power rating
  - +31 dBm maximum Tx power

#### Applications

Smartphones, tablets, and mobile/portable communications devices operating in Bands 2 and 4.

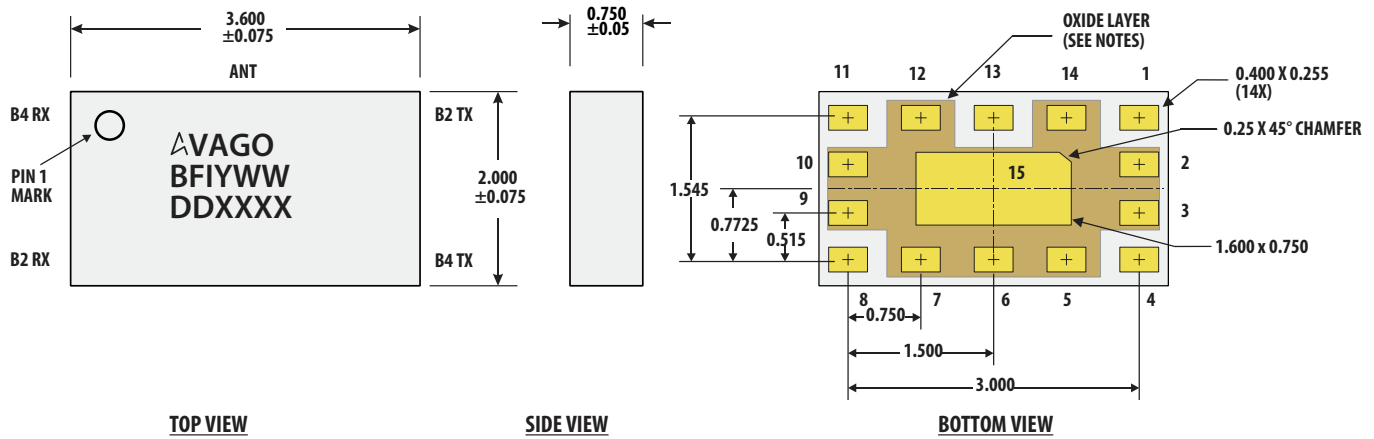
#### Functional Block Diagram



#### Ordering Information

Part Number	Number of Devices	Container
ACFM-7024-BLK	100	Tape strip or gel-pack
ACFM-7024-TR1	3000	178 mm (7-inch) reel

# Package Dimensions and Marking Specification



**Notes:**

1. Dimensions in millimeters
2. Tolerance, unless otherwise noted:  
 X.XX ± 0.05 mm  
 X.XXX ± 0.025 mm
3. Dimensions nominal unless otherwise noted
4. Angles 45° nominal
5. Contact areas are gold plated
6. Metal Gnd and I/O pads are solder mask defined by means of a thin (< 1µm) oxide layer

**Package Marking Code:**  
**AVAGO** = Avago Technologies, Inc.  
**B** = ACFM-7024  
**F** = FBAR Technology  
**I** = Assembly ID  
**Y** = Year (last digit)  
**WW** = Work Week  
**DD** = Date Code  
**XXXX** = Production Lot

## Pin Description

Pin	Connection
1	Band 4 Rx
4	Band 2 Rx
8	Band 4 Tx
11	Band 2 Tx
13	Ant
2, 3, 5, 6, 7, 9, 10, 12, 14, 15	GND

For product information and a complete list of distributors, please go to our web site:

[www.avagotech.com](http://www.avagotech.com)

Avago, Avago Technologies, and the A logo are trademarks of Avago Technologies in the United States and other countries. All other brand and product names may be trademarks of their respective companies.

Data subject to change. Copyright © 2015 Avago Technologies. All Rights Reserved.

AV02-4921EN – 2015-05-01

