

2270 SERIES REED RELAYS FOR -40°C TO 125°C

Wide Operating Range
-40°C to +125°C



2270 Series Reed Relays

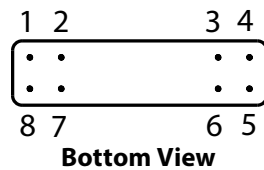
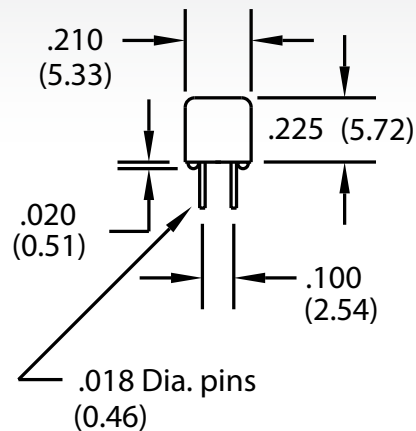
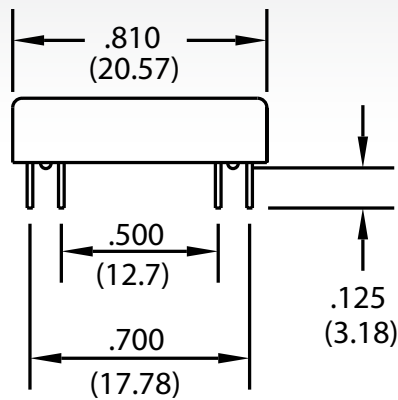
Ideally suited to the needs of Automated Test Equipment and Instrumentation requiring -40°C to +125°C operation. If your requirements differ, please consult your local representative or Coto's Factory.

2270 Series Features

- ▶ Very small footprint (0.17 in²), high reliability reed relays
- ▶ High Insulation Resistance - $10^{12} \Omega$ available with model 2274
- ▶ Long Life/High Reliability
- ▶ Hermetically sealed contacts for long life
- ▶ Epoxy coated steel shell provides magnetic shielding
- ▶ Wide operating temperature range -40°C to +125°C
- ▶ Specifically engineered for OEM designs and maintenance of existing production fixtures
- ▶ RoHS compliant

DIMENSIONS

in Inches (Millimeters)

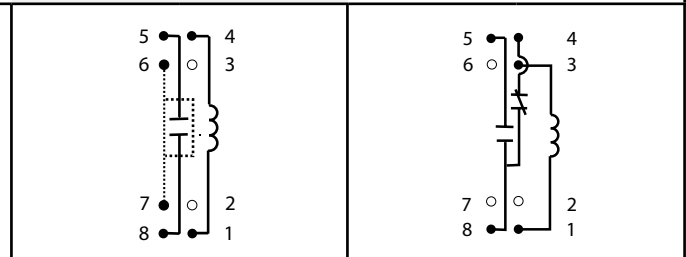


Ordering Information

Part Number	XXXX-XX-0X1	
Model Number		Shielding Options²
2274 (Form 1A)	Coil Voltage	0=No Shielding (2271 only)
2271 (Form 1C)		2=Coaxial Shield (2274 only)
	05=5 volts	
	12=12 volts	

MODEL NUMBER			2274	2271
Parameters	Test Conditions	Units	1 Form A	1 Form C
COIL SPECS.				
Nom. Coil Voltage		VDC	5 12	5 12
Coil Resistance	+/- 10%, 25° C	Ω	100 550	100 550
Operate Voltage	Must Operate by	VDC - Max.	2.5 6.7	2.5 6.7
Release Voltage	Must Release by	VDC - Min.	0.4 1.0	0.4 1.0
CONTACT RATINGS				
Switching Voltage	Max DC/Peak AC Resist.	Volts	200	100
Switching Current	Max DC/Peak AC Resist.	Amps	0.5	0.25
Carry Current	Max DC/Peak AC Resist.	Amps	1.0	0.5
Contact Rating	Max DC/Peak AC Resist.	Watts	10	3
Life Expectancy-Typical ¹	Signal Level 1.0V, 10mA	x 10 ⁶ Ops.	500	100
Rated Loads		x 10 ⁶ Ops.	5	5
Static Contact Resistance (max. init.)	50mV, 10mA	Ω	0.100	0.150
Dynamic Contact Resistance (max. init.)	0.5V, 50mA at 100 Hz, 1.5 msec	Ω	0.200	0.200
RELAY SPECIFICATIONS				
Insulation Resistance (minimum)	Between all Isolated Pins at 100V, 25°C, 40% RH	Ω	10 ¹²	10 ¹¹
Capacitance - Typical Across Open Contacts	Shield Floating	pF	0.9	0.9
	Shield Guarding	pF	0.2	N/A
Dielectric Strength (minimum)	Between Contacts	VDC/peak AC	250	200
	Contacts to Shield	VDC/peak AC	250	N/A
	Contacts/Shield to Coil	VDC/peak AC	1500	1500
Operate Time - including bounce	At Nominal Coil Voltage, 30 Hz Square Wave	msec.	0.5 (typ.)	1.0 (typ.)
Release Time - Typical		msec.	0.1	2.0

Top View:
Dot stamped on top of relay refers to pin #1 location
Grid = .1"x.1" (2.54mm x 2.54mm)



Notes:

¹ Consult factory for life expectancy at other switching loads.

² Model 2274, pins #6 & #7 are tied to coaxial shield.

Environmental Ratings:

Storage Temp: -40°C to +125°C; Operating Temp: -40°C to +125°C; Solder Temp: 270°C max; 10 sec. max

All electrical parameters measured at 25°C unless otherwise specified.

Vibration: 20 G's to 2000 Hz; Shock: 50 G's

06262014