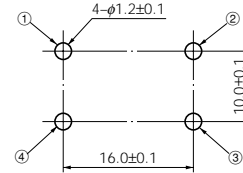
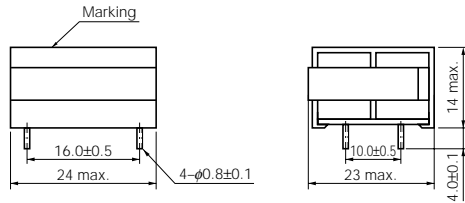


Series F

Type 23F

Dimensions in mm (not to scale)

Recommended PWB piercing plan



Standard Parts

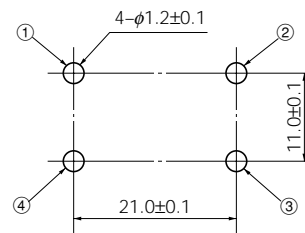
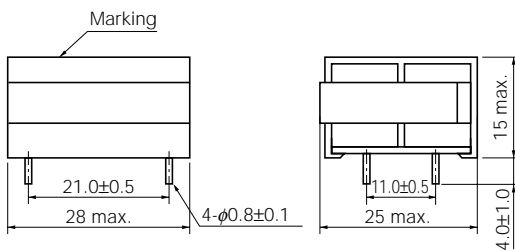
| Part No. | Marking | Inductance (mH) min. | *R _{DC} (Ω) [at 20 °C] (Tol ±20 %) | Current (A rms) max. | Part No. | Marking | Inductance (mH) min. | *R _{DC} (Ω) [at 20 °C] (Tol ±20 %) | Current (A rms) max. |
|------------|---------|----------------------|---|----------------------|------------|---------|----------------------|---|----------------------|
| ELF23F003A | 23F003A | 50.0 | 2.989 | 0.3 | ELF23F010A | 23F010A | 5.0 | 0.328 | 1.0 |
| ELF23F004A | 23F004A | 30.0 | 1.770 | 0.4 | ELF23F012A | 23F012A | 3.5 | 0.258 | 1.2 |
| ELF23F005A | 23F005A | 20.0 | 1.219 | 0.5 | ELF23F014A | 23F014A | 2.5 | 0.177 | 1.4 |
| ELF23F006A | 23F006A | 14.0 | 0.949 | 0.6 | ELF23F016A | 23F016A | 2.0 | 0.156 | 1.6 |
| ELF23F007A | 23F007A | 10.0 | 0.704 | 0.7 | ELF23F018A | 23F018A | 1.5 | 0.130 | 1.8 |
| ELF23F008A | 23F008A | 8.0 | 0.590 | 0.8 | ELF23F020A | 23F020A | 1.2 | 0.107 | 2.0 |
| ELF23F009A | 23F009A | 6.0 | 0.468 | 0.9 | ELF23F022A | 23F022A | 1.0 | 0.097 | 2.2 |

* DC Resistance

Type 25F

Dimensions in mm (not to scale)

Recommended PWB piercing plan



Standard Parts

| Part No. | Marking | Inductance (mH) min. | *R _{DC} (Ω) [at 20 °C] (Tol ±20 %) | Current (A rms) max. | Part No. | Marking | Inductance (mH) min. | *R _{DC} (Ω) [at 20 °C] (Tol ±20 %) | Current (A rms) max. |
|------------|---------|----------------------|---|----------------------|------------|---------|----------------------|---|----------------------|
| ELF25F105A | 25F105A | 40.0 | 1.713 | 0.5 | ELF25F118A | 25F118A | 3.0 | 0.148 | 1.8 |
| ELF25F106A | 25F106A | 28.0 | 1.240 | 0.6 | ELF25F004A | 25F004A | 50.0 | 2.404 | 0.4 |
| ELF25F107A | 25F107A | 20.0 | 0.940 | 0.7 | ELF25F005A | 25F005A | 30.0 | 1.560 | 0.5 |
| ELF25F108A | 25F108A | 15.0 | 0.594 | 0.8 | ELF25F009A | 25F009A | 10.0 | 0.466 | 0.9 |
| ELF25F109A | 25F109A | 12.0 | 0.528 | 0.9 | ELF25F010A | 25F010A | 8.0 | 0.421 | 1.0 |
| ELF25F110A | 25F110A | 10.0 | 0.466 | 1.0 | ELF25F012A | 25F012A | 5.5 | 0.281 | 1.2 |
| ELF25F112A | 25F112A | 7.0 | 0.321 | 1.2 | ELF25F020A | 25F020A | 2.0 | 0.107 | 2.0 |
| ELF25F113A | 25F113A | 6.0 | 0.285 | 1.3 | ELF25F022A | 25F022A | 1.6 | 0.093 | 2.2 |
| ELF25F114A | 25F114A | 5.0 | 0.207 | 1.4 | ELF25F025A | 25F025A | 1.3 | 0.071 | 2.5 |
| ELF25F116A | 25F116A | 4.0 | 0.199 | 1.6 | | | | | |

* DC Resistance

Design and specifications are each subject to change without notice. Ask factory for the current technical specifications before purchase and/or use. Should a safety concern arise regarding this product, please be sure to contact us immediately.