



# DIN Signal male connector straight



### General information

Design	IEC 60603-2, types: Q, 2Q, 3Q, R, 2R, 3R, R(HE11), RM male			
No. of contacts	max. 96			
Contact spacing	2,54mm			
Test voltage	1000V			
Contact resistance	max. 15mOhm			
Insulation resistance	min. 10 <sup>9</sup> Ohm			
Working current	2A at 20°C (see derating diagram)			
Temperature range	-55°C ... +125°C -40°C ... +105°C for press-in connectors (due to limitations of PCB material)			
Termination technology	press-in, solder pins, wirewrap			
Clearance & creepage distance	min. 1,2mm each			
Insertion and withdrawal force	16-pole max. 15N	20-pole max. 20N	30-pole max. 30N	96-pole max. 90N
Mating cycles	acc. to performance level, see table below			
UL file	E102079			
RoHS - compliant	Yes			
Leadfree	Yes			
Hot plugging	No			

### Insulator material

Material	PBT (thermoplastics, glass fiber reinforcement 30%)			
Color	RAL 7032 (grey)			
UL classification	UL 94-V0			
Material group acc. IEC 60664-1	IIIa (175 ≤ CTI < 400)			
NFF classification	I3, F4			

### Contact material

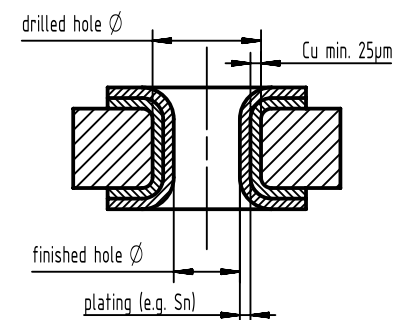
Contact material	Copper alloy			
Plating termination zone	Sn over Ni for solder, Ni for press-in & wirewrap			
Plating contact zone I	acc. to performance level, see table below			
Plating contact zone II (termination side)	acc. to performance level, see table below			

performance level	mating cycles		plating contact zone	
	acc. to IEC 60603-2	complementary acc. to IEC 60603-2	plating contact zone I	plating contact zone II (termination side)
1	500		<i>Au over PdNi over Ni</i>	
2	400		<i>Au over PdNi over Ni</i>	
3	50		<i>Au over Ni</i>	
NM30 (S4)		500	min. 0,76µm (30pinch) noble metal (alloy) over Ni	
Au30		500	min. 0,76µm (30pinch) Au over Ni	
Au50		500	min. 1,27µm (50pinch) Au over Ni	
Au70		500	min. 1,60µm (70pinch) Au over Ni	
Au90		500	min. 2,00µm (90pinch) Au over Ni	

Standard plating options highlighted in *italic*, other plating options are available on request.

### Recommended configuration of plated through holes for press-in termination

In addition to the hot-air-level (HAL), other PCB surfaces are getting more important. Due to their different properties - such as mechanical strength and coefficient of friction - we recommend the following configuration of PCB through holes.



Tin plated PCB (HAL) acc. to EN 60352-5	Drilled hole Ø	1,15±0,025mm
	Sn plated hole Ø	max. 15µm
Chemical tin plated PCB	Drilled hole Ø	1,15±0,025mm
	Sn plated hole Ø	min. 0,8µm
Gold /Nickel plated PCB	Drilled hole Ø	1,15±0,025mm
	Ni plated hole Ø	3 - 7µm
Silver plated PCB	Drilled hole Ø	1,15±0,025mm
	Ag plated hole Ø	0,1 - 0,3µm
Copper plated PCB (OSP)	Drilled hole Ø	1,15±0,025mm
	plated hole Ø	1,00 - 1,10mm

### Assembly instructions

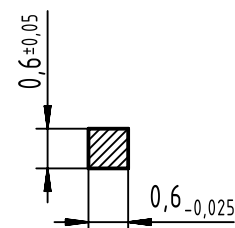
It is highly recommended to use HARTING press-in tools to ensure a reliable press-in process. Please refer to the catalogue for tools, machines and further information about the press-in process.

### Soldering instructions

The connectors should be protected when being soldered in a dip, flow or film soldering bath. Otherwise, they might become contaminated as a result of soldering operations or deformed as a result of overheating. In most cases this is covered by the PCB the connector is going to be soldered to.

### Cross section of solder terminations

A= 0,35mm<sup>2</sup> - 0,39mm<sup>2</sup>

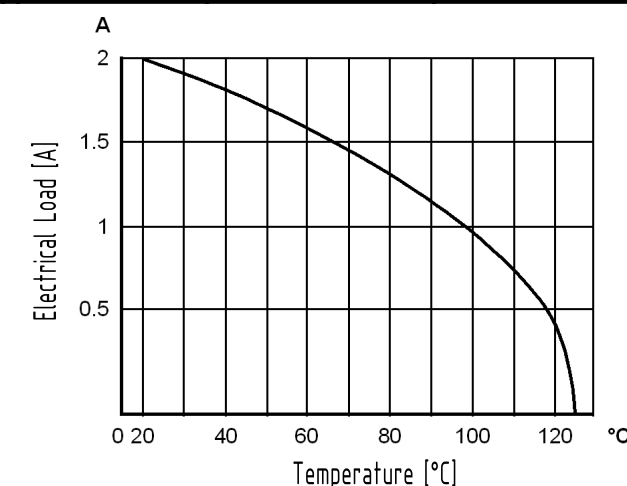


### Derating diagram acc. to IEC 60512-5 (Current carrying capacity)

The current carrying capacity is limited by maximum temperature of materials for inserts and contacts including terminals.

The current capacity curve is valid for continuous, non interrupted current loaded contacts of connectors when simultaneous power on all contacts is given, without exceeding the maximum temperature.

Control and test procedures according to DIN IEC 60512-5



	All rights reserved	Created by LEHNERT	Inspected by TADJE	Standardisation HOFFMANN	Date 2019-06-13	State Final Release
	Department EL PD	Title DIN Signal male connector straight		Doc-Key / ECM-Nr. 100560208/UGD/001/D 500000153444		Rev. D Page 1/1
HARTING Electronics GmbH D-32339 Espelkamp		Type DS	Number 09731100001			