

HZM-N Series

R07DS0358EJ0600

Silicon Epitaxial Planar Zener Diode for Stabilizer

Rev.6.00

May 19, 2011

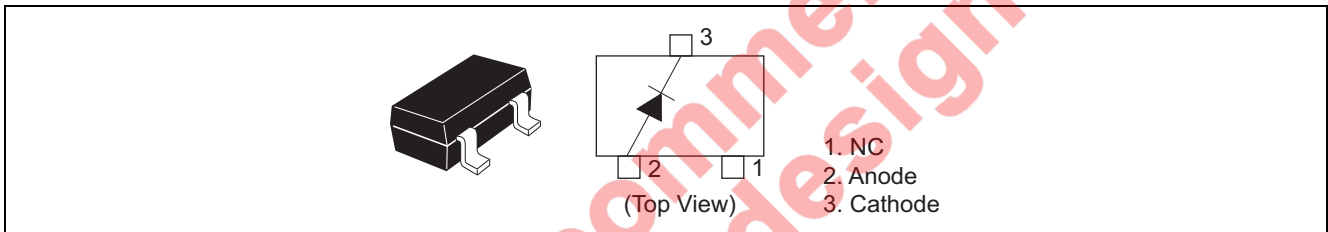
Features

- Wide spectrum from 1.9 V through 38 V of zener voltage provide flexible application.
- MPAK Package is suitable for high density surface mounting and high speed assembly.

Ordering Information

Part No	Laser Mark	Package Name	Package Code	Taping Abbreviation (Quantity)
HZM-N Series TL HZM-N Series TR	Let to Mark Code	MPAK	PLSP0003ZC-A	TL (3,000pcs / reel) TR (3,000pcs / reel)

Pin Arrangement



Not recommended for new design

Absolute Maximum Ratings

(Ta = 25°C)

Item	Symbol	Value	Unit
Power dissipation	Pd ^{*1}	200	mW
Junction temperature	Tj	150	°C
Storage temperature	Tstg	-55 to +150	°C

Note: 1. See Fig. 3.

Electrical Characteristics

(Ta = 25°C)

Type	Grade	Zener Voltage			Reverse Current		Dynamic Resistance	
		V _Z (V) ^{*1}		Test Condition	I _R (μA)	Test Condition	r _d (Ω)	Test Condition
		Min	Max	I _Z (mA)	Max	V _R (V)	Max	I _Z (mA)
HZM2.0N	B	1.90	2.20	5	120	0.5	100	5
HZM2.2N	B	2.10	2.40	5	120	0.7	100	5
HZM2.4N	B	2.30	2.60	5	120	1.0	100	5
HZM2.7N	B1	2.50	2.75	5	120	1.0	110	5
	B2	2.65	2.90					
HZM3.0N	B1	2.80	3.05	5	50	1.0	120	5
	B2	2.95	3.20					
HZM3.3N	B1	3.10	3.35	5	20	1.0	130	5
	B2	3.25	3.50					
HZM3.6N	B1	3.40	3.65	5	10	1.0	130	5
	B2	3.55	3.80					
HZM3.9N	B1	3.70	3.97	5	10	1.0	130	5
	B2	3.87	4.10					
HZM4.3N	B1	4.01	4.21	5	10	1.0	130	5
	B2	4.15	4.34					
	B3	4.28	4.48					
HZM4.7N	B1	4.42	4.61	5	10	1.0	130	5
	B2	4.55	4.75					
	B3	4.69	4.90					
HZM5.1N	B1	4.84	5.04	5	5	1.5	130	5
	B2	4.98	5.20					
	B3	5.14	5.37					
HZM5.6N	B1	5.31	5.55	5	5	2.5	80	5
	B2	5.49	5.73					
	B3	5.67	5.92					
HZM6.2N	B1	5.86	6.12	5	2	3.0	50	5
	B2	6.06	6.33					
	B3	6.26	6.53					
HZM6.8N	B1	6.47	6.73	5	2	3.5	30	5
	B2	6.65	6.93					
	B3	6.86	7.14					
HZM7.5N	B1	7.06	7.36	5	2	4.0	30	5
	B2	7.28	7.60					
	B3	7.52	7.84					

Note: 1. Tested with pulse (Pw = 40 ms)

Type	Grade	Zener Voltage		Reverse Current		Dynamic Resistance		
		V_Z (V)*1		Test Condition	I_R (μ A)	Test Condition	r_d (Ω)	Test Condition
		Min	Max	I_Z (mA)	Max	V_R (V)	Max	I_Z (mA)
HZM8.2N	B1	7.76	8.10	5	2	5.0	30	5
	B2	8.02	8.36					
	B3	8.28	8.64					
HZM9.1N	B1	8.56	8.93	5	2	6.0	30	5
	B2	8.85	9.23					
	B3	9.15	9.55					
HZM10N	B1	9.45	9.87	5	2	7.0	30	5
	B2	9.77	10.21					
	B3	10.11	10.55					
HZM11N	B1	10.44	10.88	5	2	8.0	30	5
	B2	10.76	11.22					
	B3	11.10	11.56					
HZM12N	B1	11.42	11.90	5	2	9.0	35	5
	B2	11.74	12.24					
	B3	12.08	12.60					
HZM13N	B1	12.47	13.03	5	2	10.0	35	5
	B2	12.91	13.49					
	B3	13.37	13.96					
HZM15N	B1	13.84	14.46	5	2	11.0	40	5
	B2	14.34	14.98					
	B3	14.85	15.52					
HZM16N	B1	15.37	16.01	5	2	12.0	40	5
	B2	15.85	16.51					
	B3	16.35	17.09					
HZM18N	B1	16.94	17.70	5	2	13.0	45	5
	B2	17.56	18.35					
	B3	18.21	19.03					
HZM20N	B1	18.86	19.70	5	2	15.0	50	5
	B2	19.52	20.39					
	B3	20.21	21.08					
HZM22N	B1	20.88	21.77	5	2	17.0	55	5
	B2	21.54	22.47					
	B3	22.23	23.17					
HZM24N	B1	22.93	23.96	5	2	19.0	60	5
	B2	23.72	24.78					
	B3	24.54	25.57					
HZM27N	B	25.10	28.90	2	2	21.0	70	2
HZM30N	B	28.00	32.00	2	2	23.0	80	2
HZM33N	B	31.00	35.00	2	2	25.0	80	2
HZM36N	B	34.00	38.00	2	2	27.0	90	2

Note: 1. Tested with pulse ($P_W = 40$ ms)

Mark Code

Type	Grade	Mark No.
HZM2.0N	B	2 0 -
HZM2.2N	B	2 2 -
HZM2.4N	B	2 4 -
HZM2.7N	B1	2 7 1
	B2	2 7 2
HZM3.0N	B1	3 0 1
	B2	3 0 2
HZM3.3N	B1	3 3 1
	B2	3 3 2
HZM3.6N	B1	3 6 1
	B2	3 6 2
HZM3.9N	B1	3 9 1
	B2	3 9 2
HZM4.3N	B1	4 3 1
	B2	4 3 2
	B3	4 3 3
HZM4.7N	B1	4 7 1
	B2	4 7 2
	B3	4 7 3
HZM5.1N	B1	5 1 1
	B2	5 1 2
	B3	5 1 3
HZM5.6N	B1	5 6 1
	B2	5 6 2
	B3	5 6 3

Type	Grade	Mark No.
HZM6.2N	B1	6 2 1
	B2	6 2 2
	B3	6 2 3
HZM6.8N	B1	6 8 1
	B2	6 8 2
	B3	6 8 3
HZM7.5N	B1	7 5 1
	B2	7 5 2
	B3	7 5 3
HZM8.2N	B1	8 2 1
	B2	8 2 2
	B3	8 2 3
HZM9.1N	B1	9 1 1
	B2	9 1 2
	B3	9 1 3
HZM10N	B1	<u>1</u> 0 1
	B2	<u>1</u> 0 2
	B3	<u>1</u> 0 3
HZM11N	B1	<u>1</u> 1 1
	B2	<u>1</u> 1 2
	B3	<u>1</u> 1 3
HZM12N	B1	<u>1</u> 2 1
	B2	<u>1</u> 2 2
	B3	<u>1</u> 2 3

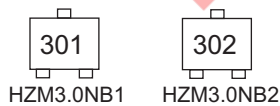
Type	Grade	Mark No.
HZM13N	B1	<u>1</u> 3 1
	B2	<u>1</u> 3 2
	B3	<u>1</u> 3 3
HZM15N	B1	<u>1</u> 5 1
	B2	<u>1</u> 5 2
	B3	<u>1</u> 5 3
HZM16N	B1	<u>1</u> 6 1
	B2	<u>1</u> 6 2
	B3	<u>1</u> 6 3
HZM18N	B1	<u>1</u> 8 1
	B2	<u>1</u> 8 2
	B3	<u>1</u> 8 3
HZM20N	B1	<u>2</u> 0 1
	B2	<u>2</u> 0 2
	B3	<u>2</u> 0 3
HZM22N	B1	<u>2</u> 2 1
	B2	<u>2</u> 2 2
	B3	<u>2</u> 2 3
HZM24N	B1	<u>2</u> 4 1
	B2	<u>2</u> 4 2
	B3	<u>2</u> 4 3
HZM27N	B	<u>2</u> 7 -
HZM30N	B	<u>3</u> 0 -
HZM33N	B	<u>3</u> 3 -
HZM36N	B	<u>3</u> 6 -

Example of Marking

1. One grade type (grade type B)



2. Two grade type (B1, B2)



3. Three grade type (B1, B2, B3)



Notes: 1. Ordering P/N HZM-N series are delivered taped (TL/TR).

2. Choose one taping code and adhere to parts No.

Example: HZM2.0NBTL (or TR), HZM2.2NBTL (or TR), HZM36NBTL (or TR).
(Grade B type)

HZM2.7NB1TL (or TR), HZM2.7NB2TL (or TR), HZM24NB3TL (or TR).
(Grade B1, B2, B3 type)

Main Characteristics

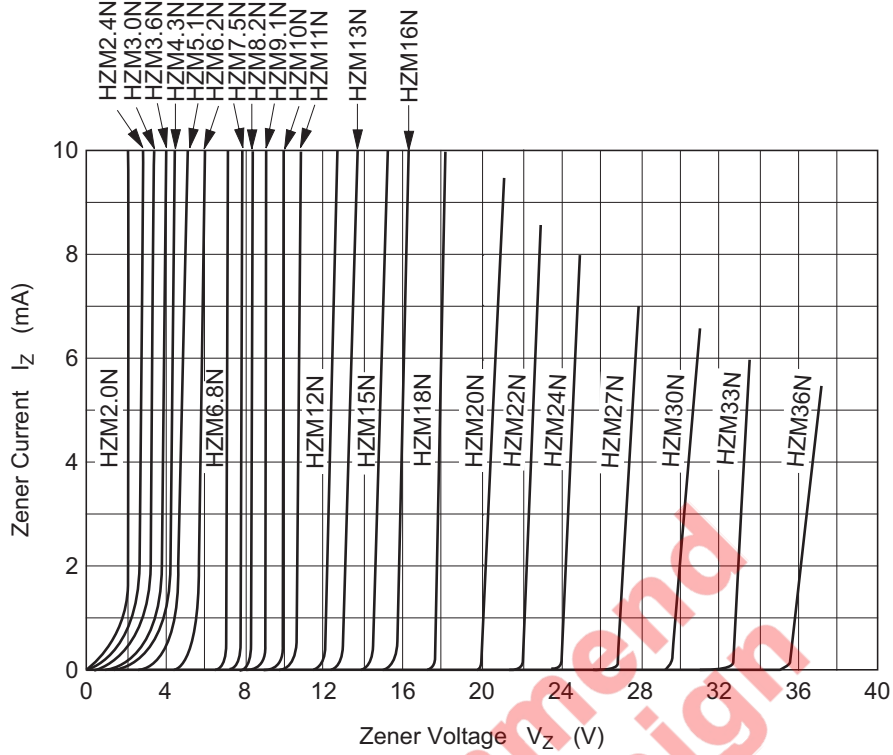


Fig.1 Zener current vs. Zener voltage

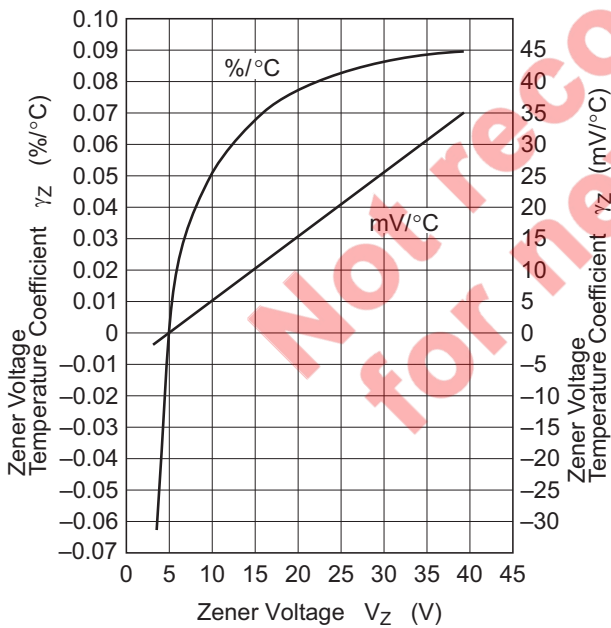


Fig.2 Temperature Coefficient vs. Zener voltage

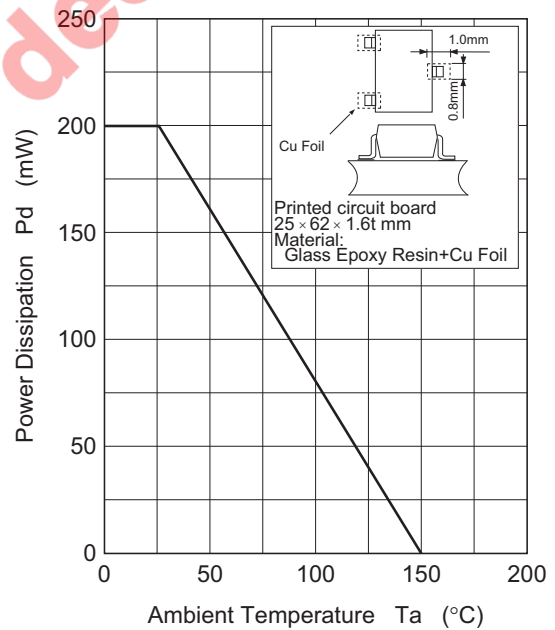
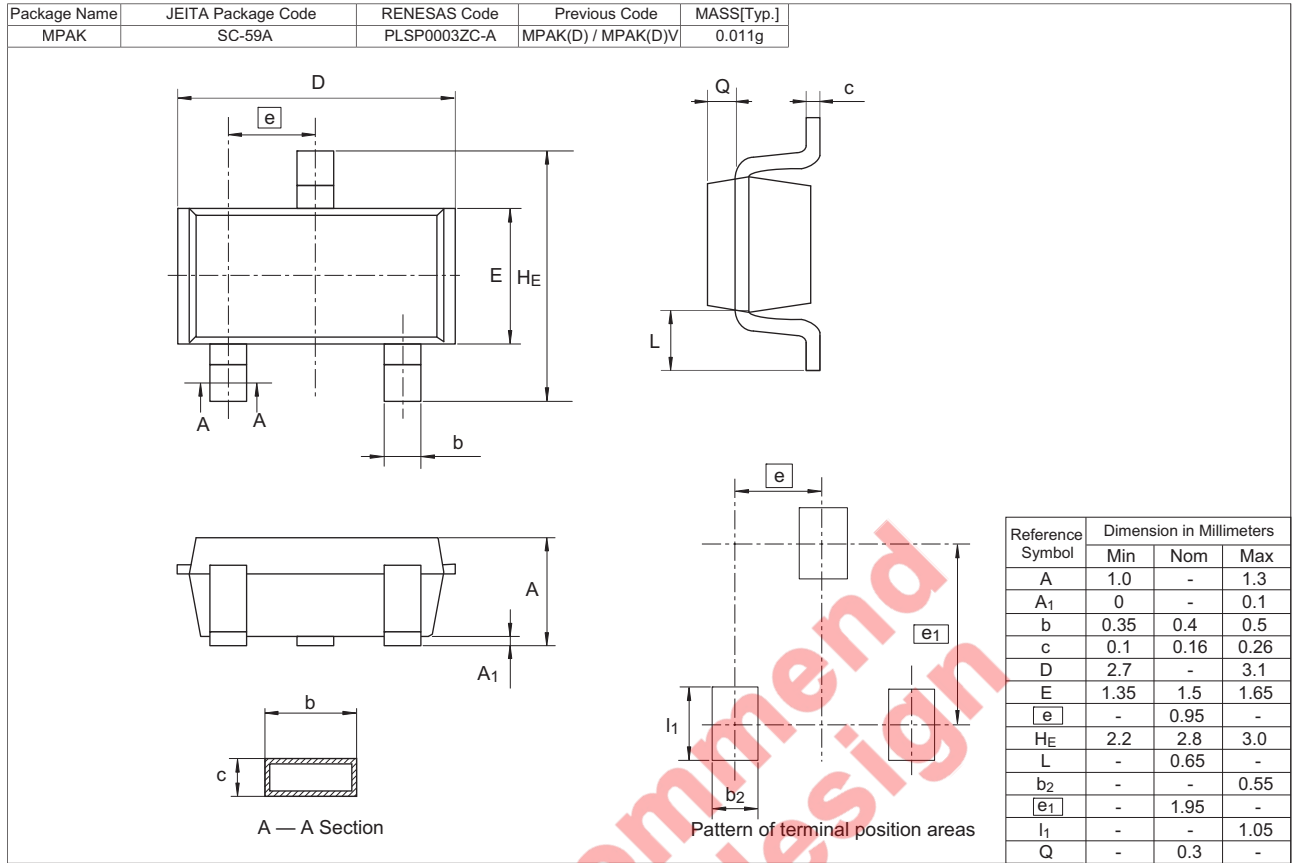


Fig.3 Power Dissipation vs. Ambient Temperature

Package Dimensions



Not recommended for new design

Notice

- All information included in this document is current as of the date this document is issued. Such information, however, is subject to change without any prior notice. Before purchasing or using any Renesas Electronics products listed herein, please confirm the latest product information with a Renesas Electronics sales office. Also, please pay regular and careful attention to additional and different information to be disclosed by Renesas Electronics such as that disclosed through our website.
- Renesas Electronics does not assume any liability for infringement of patents, copyrights, or other intellectual property rights of third parties by or arising from the use of Renesas Electronics products or technical information described in this document. No license, express, implied or otherwise, is granted hereby under any patents, copyrights or other intellectual property rights of Renesas Electronics or others.
- You should not alter, modify, copy, or otherwise misappropriate any Renesas Electronics product, whether in whole or in part.
- Descriptions of circuits, software and other related information in this document are provided only to illustrate the operation of semiconductor products and application examples. You are fully responsible for the incorporation of these circuits, software, and information in the design of your equipment. Renesas Electronics assumes no responsibility for any losses incurred by you or third parties arising from the use of these circuits, software, or information.
- When exporting the products or technology described in this document, you should comply with the applicable export control laws and regulations and follow the procedures required by such laws and regulations. You should not use Renesas Electronics products or the technology described in this document for any purpose relating to military applications or use by the military, including but not limited to the development of weapons of mass destruction. Renesas Electronics products and technology may not be used for or incorporated into any products or systems whose manufacture, use, or sale is prohibited under any applicable domestic or foreign laws or regulations.
- Renesas Electronics has used reasonable care in preparing the information included in this document, but Renesas Electronics does not warrant that such information is error free. Renesas Electronics assumes no liability whatsoever for any damages incurred by you resulting from errors in or omissions from the information included herein.
- Renesas Electronics products are classified according to the following three quality grades: "Standard", "High Quality", and "Specific". The recommended applications for each Renesas Electronics product depends on the product's quality grade, as indicated below. You must check the quality grade of each Renesas Electronics product before using it in a particular application. You may not use any Renesas Electronics product for any application categorized as "Specific" without the prior written consent of Renesas Electronics. Further, you may not use any Renesas Electronics product for any application for which it is not intended without the prior written consent of Renesas Electronics. Renesas Electronics shall not be in any way liable for any damages or losses incurred by you or third parties arising from the use of any Renesas Electronics product for an application categorized as "Specific" or for which the product is not intended where you have failed to obtain the prior written consent of Renesas Electronics. The quality grade of each Renesas Electronics product is "Standard" unless otherwise expressly specified in a Renesas Electronics data sheets or data books, etc.
"Standard": Computers; office equipment; communications equipment; test and measurement equipment; audio and visual equipment; home electronic appliances; machine tools; personal electronic equipment; and industrial robots.
"High Quality": Transportation equipment (automobiles, trains, ships, etc.); traffic control systems; anti-disaster systems; anti-crime systems; safety equipment; and medical equipment not specifically designed for life support.
"Specific": Aircraft; aerospace equipment; submersible repeaters; nuclear reactor control systems; medical equipment or systems for life support (e.g. artificial life support devices or systems), surgical implantations, or healthcare intervention (e.g. excision, etc.), and any other applications or purposes that pose a direct threat to human life.
- You should use the Renesas Electronics products described in this document within the range specified by Renesas Electronics, especially with respect to the maximum rating, operating supply voltage range, movement power voltage range, heat radiation characteristics, installation and other product characteristics. Renesas Electronics shall have no liability for malfunctions or damages arising out of the use of Renesas Electronics products beyond such specified ranges.
- Although Renesas Electronics endeavors to improve the quality and reliability of its products, semiconductor products have specific characteristics such as the occurrence of failure at a certain rate and malfunctions under certain use conditions. Further, Renesas Electronics products are not subject to radiation resistance design. Please be sure to implement safety measures to guard them against the possibility of physical injury, and injury or damage caused by fire in the event of the failure of a Renesas Electronics product, such as safety design for hardware and software including but not limited to redundancy, fire control and malfunction prevention, appropriate treatment for aging degradation or any other appropriate measures. Because the evaluation of microcomputer software alone is very difficult, please evaluate the safety of the final products or system manufactured by you.
- Please contact a Renesas Electronics sales office for details as to environmental matters such as the environmental compatibility of each Renesas Electronics product. Please use Renesas Electronics products in compliance with all applicable laws and regulations that regulate the inclusion or use of controlled substances, including without limitation, the EU RoHS Directive. Renesas Electronics assumes no liability for damages or losses occurring as a result of your noncompliance with applicable laws and regulations.
- This document may not be reproduced or duplicated, in any form, in whole or in part, without prior written consent of Renesas Electronics.
- Please contact a Renesas Electronics sales office if you have any questions regarding the information contained in this document or Renesas Electronics products, or if you have any other inquiries.
(Note 1) "Renesas Electronics" as used in this document means Renesas Electronics Corporation and also includes its majority-owned subsidiaries.
(Note 2) "Renesas Electronics product(s)" means any product developed or manufactured by or for Renesas Electronics.



SALES OFFICES

Renesas Electronics Corporation

<http://www.renesas.com>

Refer to "<http://www.renesas.com/>" for the latest and detailed information.

Renesas Electronics America Inc.

2880 Scott Boulevard Santa Clara, CA 95050-2554, U.S.A.
Tel: +1-408-586-6000, Fax: +1-408-588-6130

Renesas Electronics Canada Limited

1101 Nicholson Road, Newmarket, Ontario L3Y 9C3, Canada
Tel: +1-905-898-5441, Fax: +1-905-898-3220

Renesas Electronics Europe Limited

Dukes Meadow, Millboard Road, Bourne End, Buckinghamshire, SL8 5FH, U.K.
Tel: +44-1628-585-100, Fax: +44-1628-585-900

Renesas Electronics Europe GmbH

Arcadiastrasse 10, 40472 Düsseldorf, Germany
Tel: +49-211-65030, Fax: +49-211-6503-1327

Renesas Electronics (China) Co., Ltd.

7th Floor, Quantum Plaza, No.27 ZhiChunLu Haidian District, Beijing 100083, P.R.China
Tel: +86-10-8235-1155, Fax: +86-10-8235-7679

Renesas Electronics (Shanghai) Co., Ltd.

Unit 204, 205, AZIA Center, No.1233 Lujiazui Ring Rd., Pudong District, Shanghai 200120, China
Tel: +86-21-5877-1818, Fax: +86-21-6887-7858 / -7898

Renesas Electronics Hong Kong Limited

Unit 1601-1613, 16/F., Tower 2, Grand Century Place, 193 Prince Edward Road West, Mongkok, Kowloon, Hong Kong
Tel: +852-2886-9318, Fax: +852 2886-9022/9044

Renesas Electronics Taiwan Co., Ltd.

13F, No. 363, Fu Shing North Road, Taipei, Taiwan
Tel: +886-2-8175-9600, Fax: +886 2-8175-9670

Renesas Electronics Singapore Pte. Ltd.

1 HarbourFront Avenue, #06-10, Keppel Bay Tower, Singapore 098632
Tel: +65-6213-0200, Fax: +65-6276-8001

Renesas Electronics Malaysia Sdn.Bhd.

Unit 906, Block B, Menara Amcorp, Amcorp Trade Centre, No. 18, Jln Persiaran Barat, 46050 Petaling Jaya, Selangor Darul Ehsan, Malaysia
Tel: +60-3-7955-9390, Fax: +60-3-7955-9510

Renesas Electronics Korea Co., Ltd.

11F., Samik Lavied' or Bldg., 720-2 Yeoksam-Dong, Kangnam-Ku, Seoul 135-080, Korea
Tel: +82-2-558-3737, Fax: +82-2-558-5141