



# PZ1AL3V6B-AU~PZ1AL75B-AU

## SILICON ZENER DIODE

**Voltage**

**3.6V~75V**

**Power**

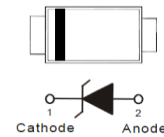
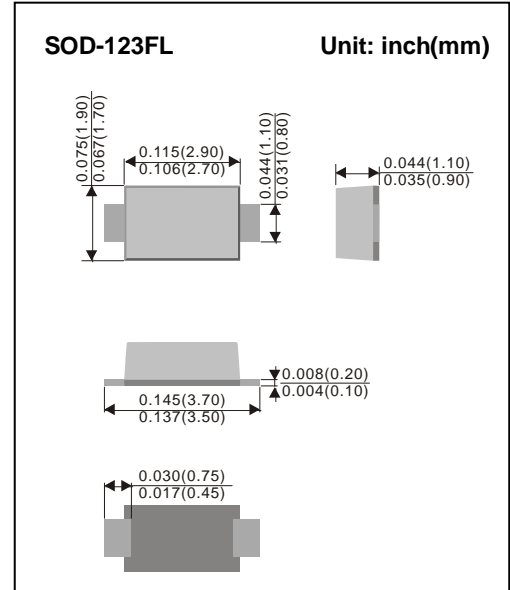
**1Watt**

### Features

- Silicon planar Zener diode
- Low profile surface-mount package
- Low leakage current
- Excellent stability
- AEC-Q101 qualified
- High temperature soldering : 260 °C/10 seconds at terminals
- Lead free in compliance with EU RoHS 2.0
- Green molding compound as per IEC 61249 standard

### Mechanical Data

- Case: SOD-123FL, plastic
- Terminals: Solderable per MIL-STD-750, Method 2026
- Polarity: Color band denotes cathode end
- Approx. Weight: 0.0006 ounces, 0.0173 grams



### Maximum Ratings ( $T_A=25^\circ\text{C}$ unless otherwise noted)

PARAMETER	SYMBOL	LIMIT	UNITS
Peak Pulse Power Dissipation at $T_A=25^\circ\text{C}$ (Notes 1)	$P_D$	1	W
ESD Voltage per IEC61000-4-2 (Air)	$V_{ESD}$	$\pm 30$	kV
ESD Voltage per IEC61000-4-2 (Contact)		$\pm 30$	
Typical Thermal Resistance (Notes 2)	$R_{\theta JA}$	185	$^\circ\text{C}/\text{W}$
Operating Junction Temperature Range	$T_J$	-55 to +150	$^\circ\text{C}$
Storage Temperature Range	$T_{STG}$	-55 to +150	$^\circ\text{C}$

#### NOTES :

1. Mounted on a 5mm<sup>2</sup> copper pads to each terminal.
2. Mounted on a FR-4 PCB, single-sided copper, mini pad .



## PZ1AL3V6B-AU~PZ1AL75B-AU

### Electrical Characteristics ( $T_A=25^\circ\text{C}$ unless otherwise noted)

Part Number	Nominal Zener Voltage				Nominal Zener Impedance				Max. Reverse Leakage Current		Marking Code
	$V_Z@I_{ZT}$				$Z_{ZT}@I_{ZT}$		$Z_{ZK}@I_{ZK}$		$I_R@V_R$		
	Nom. V	Min. V	Max. V	mA	$\Omega$	mA	$\Omega$	mA	$\mu\text{A}$	V	
PZ1AL3V6B-AU	3.6	3.42	3.78	100	8	100	400	1	100	1	ACH
PZ1AL3V9B-AU	3.9	3.71	4.10	100	8	100	400	1	50	1	BCH
PZ1AL4V3B-AU	4.3	4.09	4.52	100	7	100	400	1	25	1	CCH
PZ1AL4V7B-AU	4.7	4.47	4.94	100	7	100	500	1	10	1	DCH
PZ1AL5V1B-AU	5.1	4.85	5.36	100	6	100	550	1	5	1	ECH
PZ1AL5V6B-AU	5.6	5.32	5.88	100	4	100	600	1	10	2	FCH
PZ1AL6V0B-AU	6	5.7	6.3	100	3	100	650	1	8	2	HCH
PZ1AL6V2B-AU	6.2	5.89	6.51	100	3	100	700	1	5	2	ICH
PZ1AL6V8B-AU	6.8	6.46	7.14	100	3	100	700	1	10	3	JCH
PZ1AL7V5B-AU	7.5	7.13	7.88	100	2	100	700	0.5	10	3	KCH
PZ1AL8V2B-AU	8.2	7.79	8.61	100	2	100	700	0.5	10	3	LCH
PZ1AL8V7B-AU	8.7	8.27	9.14	50	3	50	700	0.5	10	4	MCH
PZ1AL9V1B-AU	9.1	8.65	9.56	50	4	50	700	0.5	10	5	NCH
PZ1AL10B-AU	10	9.50	10.50	50	4	50	700	0.25	7	7.5	PCH
PZ1AL11B-AU	11	10.45	11.55	50	7	50	700	0.25	4	8.2	RCH
PZ1AL12B-AU	12	11.40	12.60	50	7	50	700	0.25	3	9.1	SCH
PZ1AL13B-AU	13	12.35	13.65	50	10	50	700	0.25	2	10	TCH
PZ1AL14B-AU	14	13.30	14.70	50	10	50	700	0.25	2	11	UCH
PZ1AL15B-AU	15	14.25	15.75	50	12	50	700	0.25	1	11	VCH
PZ1AL16B-AU	16	15.20	16.80	25	15	25	700	0.25	1	12	WCH
PZ1AL17B-AU	17	16.15	17.85	25	15	25	750	0.25	1	13	XCH
PZ1AL18B-AU	18	17.10	18.90	25	15	25	750	0.25	1	13	YCH
PZ1AL19B-AU	19	18.05	19.95	25	15	25	750	0.25	1	14	ZCH
PZ1AL20B-AU	20	19.00	21.00	25	15	25	750	0.25	1	15	2CH
PZ1AL22B-AU	22	20.90	23.10	25	15	25	750	0.25	1	16	3CH
PZ1AL24B-AU	24	22.80	25.20	25	15	25	750	0.25	1	18	4CH
PZ1AL25B-AU	25	23.75	26.25	25	15	25	750	0.25	1	19	6CH
PZ1AL27B-AU	27	25.65	28.35	25	15	25	750	0.25	1	20	7CH
PZ1AL28B-AU	28	26.60	29.40	25	15	25	850	0.25	1	21	9CH



## PZ1AL3V6B-AU~PZ1AL75B-AU

### Electrical Characteristics ( $T_A=25^{\circ}\text{C}$ unless otherwise noted)

Part Number	Nominal Zener Voltage				Nominal Zener Impedance				Max. Reverse Leakage Current		Marking Code
	$V_Z@I_{ZT}$				$Z_{ZT}@I_{ZT}$		$Z_{ZK}@I_{ZK}$		$I_R@V_R$		
	Nom. V	Min. V	Max. V	mA	$\Omega$	mA	$\Omega$	mA	$\mu\text{A}$	V	
PZ1AL30B-AU	30	28.50	31.50	25	15	25	1000	0.25	1	22	AEH
PZ1AL33B-AU	33	31.35	34.65	25	15	25	1000	0.25	1	24	BEH
PZ1AL36B-AU	36	34.20	37.80	10	40	10	1000	0.25	1	27	CEH
PZ1AL39B-AU	39	37.05	40.95	10	40	10	1000	0.25	1	30	DEH
PZ1AL43B-AU	43	40.85	45.15	10	45	10	1500	0.25	1	33	EEH
PZ1AL47B-AU	47	44.65	49.35	10	45	10	1500	0.25	1	36	FEH
PZ1AL51B-AU	51	48.45	53.55	10	60	10	1500	0.25	1	39	HEH
PZ1AL56B-AU	56	53.20	58.80	10	60	10	2000	0.25	1	43	IEH
PZ1AL62B-AU	62	58.90	65.10	10	80	10	2000	0.25	1	47	JEH
PZ1AL68B-AU	68	64.60	71.40	10	80	10	2000	0.25	1	51	KEH
PZ1AL75B-AU	75	71.25	78.75	10	100	10	2000	0.25	1	56	LEH



# PZ1AL3V6B-AU~PZ1AL75B-AU

## TYPICAL CHARACTERISTIC CURVES

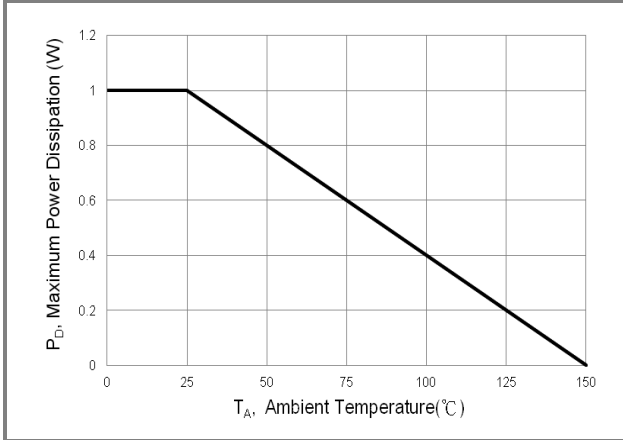


Fig.1 Steady-State Power Derating Curve

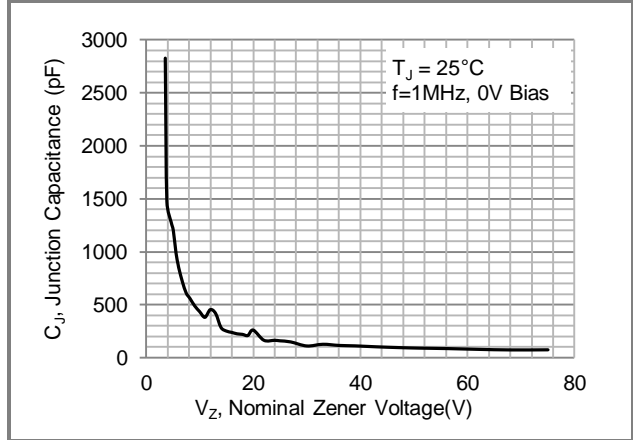


Fig.2 Typical Capacitance Versus V<sub>Z</sub>

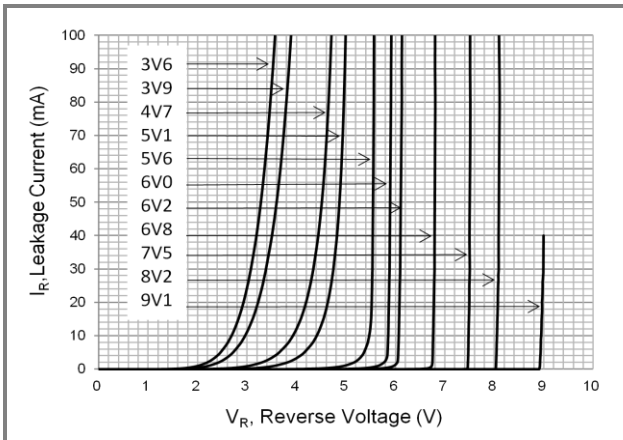


Fig.3 Typical Zener Breakdown Characteristics

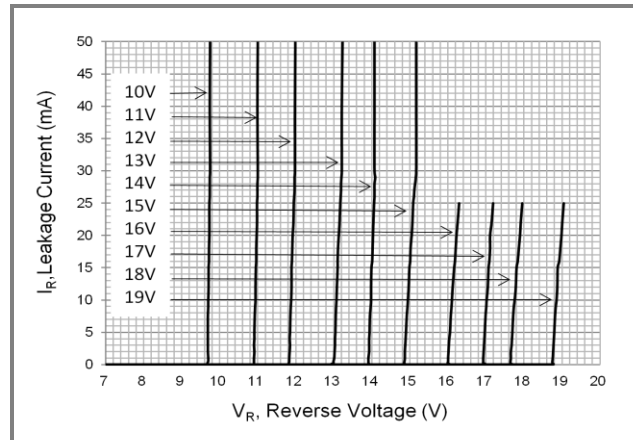


Fig.4 Typical Zener Breakdown Characteristics

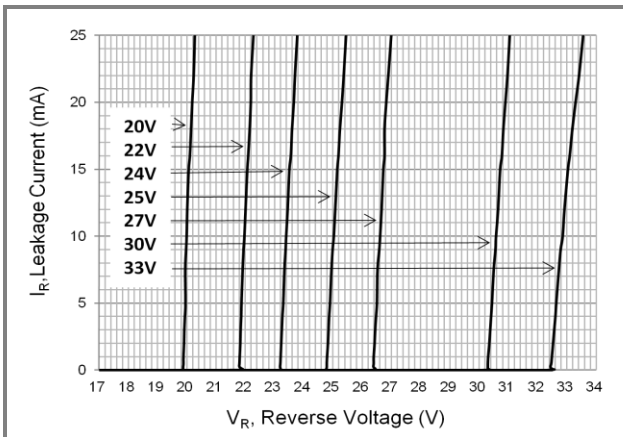


Fig.5 Typical Zener Breakdown Characteristics

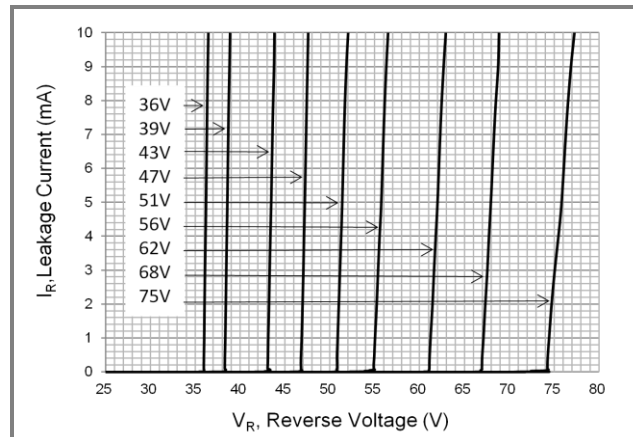


Fig.6 Typical Zener Breakdown Characteristics

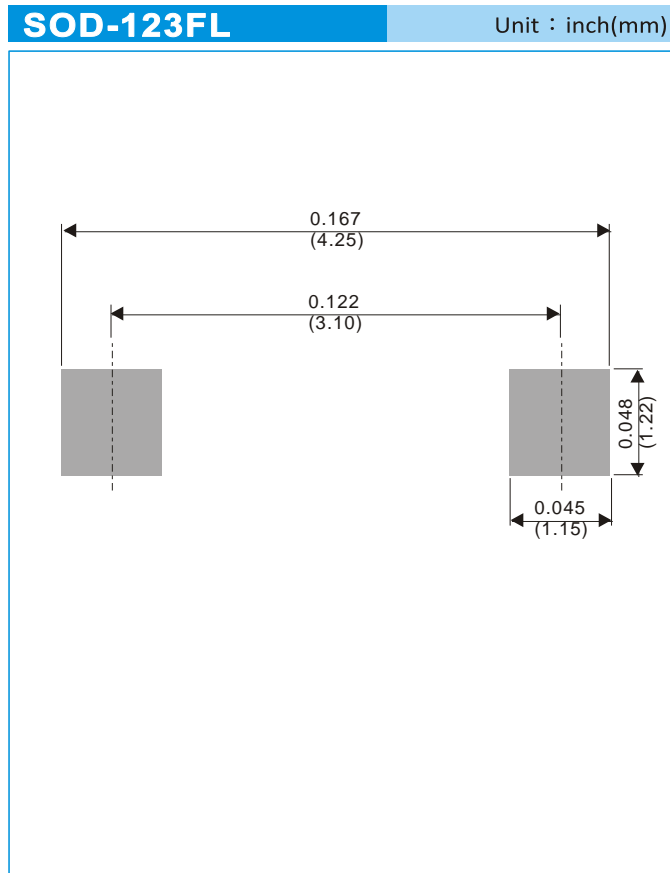


## PZ1AL3V6B-AU~PZ1AL75B-AU

### Part No Packing Code Version

Part No Packing Code	Package Type	Packing Type	Marking	Version
PZ1AL3V6B-AU_R1_000A1	SOD-123FL	3K pcs / 7" reel	ACH	Halogen free
PZ1AL3V6B-AU_R2_000A1	SOD-123FL	10K pcs / 13" reel	ACH	Halogen free

### Mounting Pad Layout





## **PZ1AL3V6B-AU~PZ1AL75B-AU**

### **Disclaimer**

- Reproducing and modifying information of the document is prohibited without permission from Panjit International Inc..
- Panjit International Inc. reserves the rights to make changes of the content herein the document anytime without notification. Please refer to our website for the latest document.
- Panjit International Inc. disclaims any and all liability arising out of the application or use of any product including damages incidentally and consequentially occurred.
- Panjit International Inc. does not assume any and all implied warranties, including warranties of fitness for particular purpose, non-infringement and merchantability.
- Applications shown on the herein document are examples of standard use and operation. Customers are responsible in comprehending the suitable use in particular applications. Panjit International Inc. makes no representation or warranty that such applications will be suitable for the specified use without further testing or modification.
- The products shown herein are not designed and authorized for equipments relating to human life and for any applications concerning life-saving or life-sustaining, such as medical instruments, aerospace machinery et cetera. Customers using or selling these products for use in such applications do so at their own risk and agree to fully indemnify Panjit International Inc. for any damages resulting from such improper use or sale.
- Since Panjit uses lot number as the tracking base, please provide the lot number for tracking when complaining.