


PATCH CORDS AND TEST LEADS

SOCKET TO MINIATURE BANANA PLUG

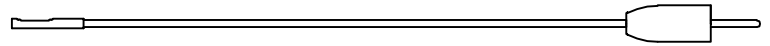
Socket Model	Part Number
.025" (.635mm)	9168 -(length)-(color)
.030" (.762mm)	9869 -(length)-(color)



SOCKET: See selected socket model.
MINIATURE BANANA PLUG: See Part No. 9213.

SOCKET TO .080" (2.03mm) PIN PLUG

Socket Model	Part Number
.025" (.635mm)	9167 -(length)-(color)
.030" (.762mm)	9862 -(length)-(color)



SOCKET: See selected socket model.
STANDARD PIN PLUG: See Part No. 9201.

SOCKET TO .080" (2.03mm) STACKING PIN PLUG

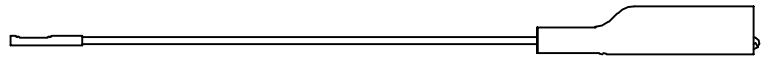
Socket Model	Part Number
.025" (.635mm)	9171 -(length)-(color)
.030" (.762mm)	9866 -(length)-(color)



SOCKET: See selected socket model.
STACKING .080" (2.03mm) PIN PLUG: See Part No. 9204.

SOCKET TO STANDARD ALLIGATOR CLIP

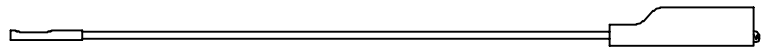
Socket Model	Part Number
.025" (.635mm)	9172 -(length)-(color)
.030" (.762mm)	9868 -(length)-(color)



SOCKET: See selected socket model.
STANDARD ALLIGATOR CLIP: See Part No. 9274.

SOCKET TO MINIATURE ALLIGATOR CLIP

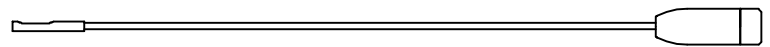
Socket Model	Part Number
.025" (.635mm)	9173 -(length)-(color)
.030" (.762mm)	9864 -(length)-(color)



SOCKET: See selected socket model.
MINIATURE ALLIGATOR CLIP: See Part No. 9275.

SOCKET TO STANDARD BANANA SOCKET

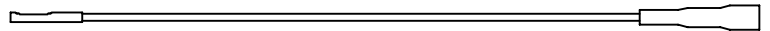
Socket Model	Part Number
.025" (.635mm)	9163 -(length)-(color)
.030" (.762mm)	9863 -(length)-(color)



SOCKET: See selected socket model.
STANDARD BANANA SOCKET: See Part No. 9210.

SOCKET TO FEMALE 6-32 THREAD

Socket Model	Part Number
.025" (.635mm)	9174 -(length)-(color)
.030" (.762mm)	9924 -(length)-(color)



SOCKET: See selected socket model.
FEMALE 6-32 THREAD SOCKET: See Part No. 9212.

SOCKET TO SHROUDED RIGHT ANGLE BANANA PLUG


Socket Model	Part Number
.025" (.635mm)	9808 -(length)-(color)
.030" (.762mm)	9872 -(length)-(color)



SOCKET: See selected socket model.
SHROUDED RIGHT ANGLE BANANA PLUG: See Part No. 9302.

.025" SQUARE SOCKET TO .025" SQUARE PIN


Part Number
9149 -(length)-(color)



SOCKET: See .025" square socket.
.025" SQUARE PIN PLUG: See Part No. 9265-HS.

.025" (.635mm) SQUARE SOCKET TO .030" (.762mm) DIAMETER SOCKET

Part Number
9850 -(length)-(color)



SOCKETS: See page 52 for socket descriptions.