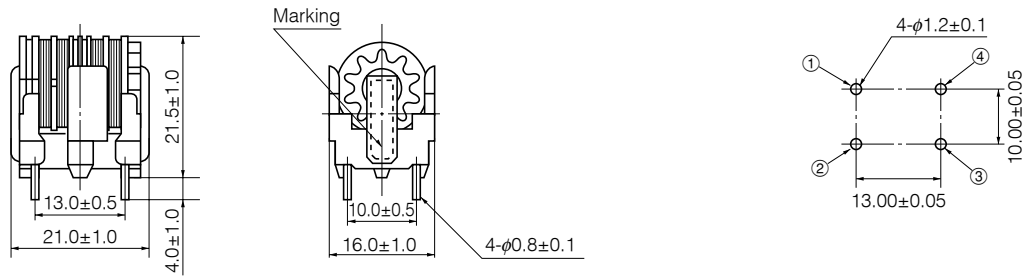


Series V

● Type 290

Dimensions in mm (not to scale)

Recommended PWB piercing plan



Examples

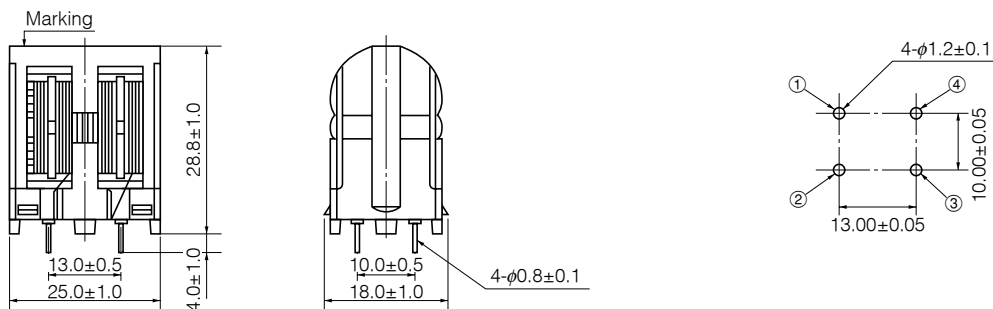
Part No.	Marking	Inductance (mH)min.	*DCR(Ω) [at 20 °C] (Tol. ±20 %)	Current (A rms) max.	Part No.	Marking	Inductance (mH)min.	*DCR(Ω) [at 20 °C] (Tol. ±20 %)	Current (A rms) max.
ELF18D290H	290H	33.00	2.691	0.3	ELF18D290R	290R	3.90	0.305	1.0
ELF18D290C	290C	22.00	1.707	0.4	ELF18D290S	290S	3.30	0.277	1.1
ELF18D290A	290A	18.00	1.271	0.5	ELF18D290E	290E	2.70	0.248	1.1
ELF18D290G	290G	10.00	0.782	0.6	ELF18D290T	290T	2.20	0.186	1.3
ELF18D290L	290L	8.20	0.681	0.6	ELF18D290V	290V	1.80	0.162	1.5
ELF18D290P	290P	6.80	0.571	0.7	ELF18D290D	290D	1.20	0.119	1.6
ELF18D290M	290M	5.60	0.504	0.8	ELF18D290B	290B	0.82	0.072	2.0

* DC Resistance

● Type 450

Dimensions in mm (not to scale)

Recommended PWB piercing plan



Examples

Part No.	Marking	Inductance (mH)min.	*DCR(Ω) [at 20 °C] (Tol. ±20 %)	Current (A rms) max.	Part No.	Marking	Inductance (mH)min.	*DCR(Ω) [at 20 °C] (Tol. ±20 %)	Current (A rms) max.
ELF18D450Q	ELF450Q	56.0	1.795	0.4	ELF18D450D	ELF450D	5.6	0.191	1.4
ELF18D450H	ELF450H	39.0	1.332	0.5	ELF18D450K	ELF450K	3.9	0.133	1.8
ELF18D450B	ELF450B	18.0	0.655	0.8	ELF18D450A	ELF450A	2.7	0.110	2.0
ELF18D450J	ELF450J	10.0	0.384	1.0	ELF18D450C	ELF450C	2.2	0.084	2.2
ELF18D450G	ELF450G	8.2	0.274	1.1	ELF18D450M	ELF450M	1.2	0.043	3.0
ELF18D450L	ELF450L	6.8	0.253	1.2					

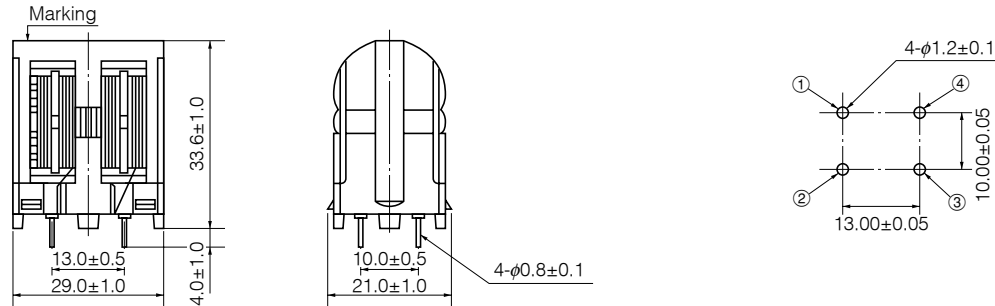
* DC Resistance

Series V

● Type 650

Dimensions in mm (not to scale)

Recommended PWB piercing plan



Examples

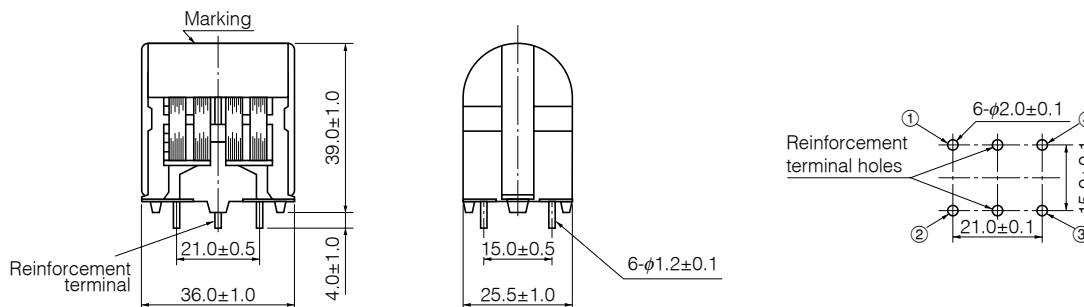
Part No.	Marking	Inductance (mH)min.	*DCR(Ω) [at 20 °C] (Tol. ±20 %)	Current (A rms) max.	Part No.	Marking	Inductance (mH)min.	*DCR(Ω) [at 20 °C] (Tol. ±20 %)	Current (A rms) max.
ELF18D650U	ELF650U	47.0	1.212	0.7	ELF18D656S	ELF656S	68.0	1.294	0.6
ELF18D650H	ELF650H	33.0	0.806	0.8	ELF18D656V	ELF656V	27.0	0.515	1.0
ELF18D650D	ELF650D	15.0	0.411	1.1	ELF18D656J	ELF656J	12.0	0.225	1.6
ELF18D650J	ELF650J	12.0	0.309	1.3	ELF18D656K	ELF656K	6.8	0.147	2.0
ELF18D650W	ELF650W	10.0	0.274	1.4	ELF18D656X	ELF656X	5.6	0.111	2.2
ELF18D650C	ELF650C	8.2	0.236	1.7	ELF18D656Y	ELF656Y	4.7	0.087	2.5
ELF18D650B	ELF650B	3.3	0.101	2.4	ELF18D656Z	ELF656Z	2.7	0.071	2.7
ELF18D650G	ELF650G	1.8	0.062	2.8	ELF18D666A	ELF666A	2.2	0.058	2.8
ELF18D650M	ELF650M	1.5	0.058	3.1					

* DC Resistance

● Type 850

Dimensions in mm (not to scale)

Recommended PWB piercing plan



Examples

Part No.	Marking	Inductance (mH)min.	*DCR(Ω) [at 20 °C] (Tol. ±20 %)	Current (A rms) max.	Part No.	Marking	Inductance (mH)min.	*DCR(Ω) [at 20 °C] (Tol. ±20 %)	Current (A rms) max.
ELF18D850R	ELF850R	82.0	0.892	0.8	ELF18D850W	ELF850W	10.0	0.124	2.5
ELF18D850T	ELF850T	56.0	0.608	1.0	ELF18D850C	ELF850C	8.2	0.097	3.0
ELF18D850U	ELF850U	47.0	0.469	1.2	ELF18D850X	ELF850X	5.6	0.065	3.4
ELF18D850H	ELF850H	33.0	0.327	1.4	ELF18D850Y	ELF850Y	4.7	0.060	3.5
ELF18D850Z	ELF850Z	27.0	0.274	1.5	ELF18D850P	ELF850P	3.9	0.052	3.7
ELF18D860C	ELF860C	22.0	0.237	1.8	ELF18D850B	ELF850B	3.3	0.041	4.2
ELF18D850Q	ELF850Q	18.0	0.228	1.9	ELF18D860B	ELF860B	2.7	0.031	4.5
ELF18D850D	ELF850D	15.0	0.161	2.0	ELF18D850M	ELF850M	1.5	0.028	5.0

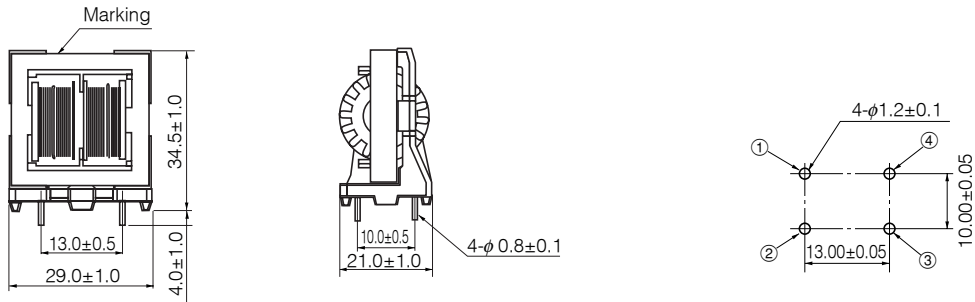
* DC Resistance

Series V

● Type 21V

Dimensions in mm (not to scale)

Recommended PWB piercing plan



Examples

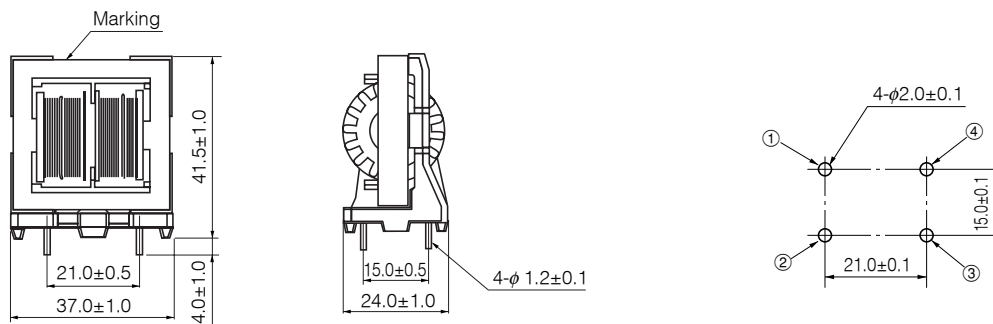
Part No.	Marking	Inductance (mH)min.	*DCR(Ω) [at 20 °C] (Tol. ±20 %)	Current (A rms) max.	Part No.	Marking	Inductance (mH)min.	*DCR(Ω) [at 20 °C] (Tol. ±20 %)	Current (A rms) max.
ELF21V006A	683 06A	68.0	1.294	0.6	ELF21V018A	822 18A	8.2	0.155	1.8
ELF21V007A	563 07A	56.0	1.212	0.7	ELF21V020A	682 20A	6.8	0.147	2.0
ELF21V008A	333 08A	33.0	0.707	0.8	ELF21V022A	562 22A	5.6	0.111	2.2
ELF21V010A	273 10A	27.0	0.515	1.0	ELF21V025A	452 25A	4.5	0.087	2.5
ELF21V012A	183 12A	18.0	0.331	1.2	ELF21V027A	272 27A	2.7	0.071	2.7
ELF21V013A	153 13A	15.0	0.309	1.3	ELF21V030A	222 30A	2.2	0.058	3.0
ELF21V016A	123 16A	12.0	0.226	1.6					

* DC Resistance

● Type 24V

Dimensions in mm (not to scale)

Recommended PWB piercing plan



Examples

Part No.	Marking	Inductance (mH)min.	*DCR(Ω) [at 20 °C] (Tol. ±20 %)	Current (A rms) max.	Part No.	Marking	Inductance (mH)min.	*DCR(Ω) [at 20 °C] (Tol. ±20 %)	Current (A rms) max.
ELF24V008A	823 08A	82.00	0.892	0.8	ELF24V034A	562 34A	5.60	0.065	3.4
ELF24V010A	563 10A	56.00	0.608	1.0	ELF24V035A	472 35A	4.70	0.060	3.5
ELF24V012A	473 12A	47.00	0.469	1.2	ELF24V037A	392 37A	3.90	0.052	3.7
ELF24V014A	333 14A	33.00	0.327	1.4	ELF24V042A	332 42A	3.30	0.041	4.2
ELF24V015A	273 15A	27.00	0.274	1.5	ELF24V045A	272 45A	2.70	0.031	4.5
ELF24V018A	223 18A	22.00	0.237	1.8	ELF24V050A	152 50A	1.50	0.028	5.0
ELF24V019A	183 19A	18.00	0.228	1.9	ELF24V070A	801 70A	0.80	0.016	7.0
ELF24V020A	153 20A	15.00	0.161	2.0	ELF24V080A	401 80A	0.40	0.015max.	8.0
ELF24V025A	103 25A	10.00	0.124	2.5	ELF24V090A	261 90A	0.26	0.012max.	9.0
ELF24V028A	902 28A	9.00	0.100	2.8	ELF24V100A	151 100A	0.15	0.0085max.	10.0
ELF24V030A	822 30A	8.20	0.090	3.0					

* DC Resistance