



PELTOR™
Protection & Communication



3M™ PELTOR™

ComTac™ / SwatTac V

Tactical Communication and Hearing Protection Headsets



After over **20 years** and over **800,000 headsets** fielded globally, the 3M™ PELTOR™ ComTac™/ SwatTac platform remains the trusted solution for tactical operations worldwide.

The improved ComTac V / SwatTac V features updates to ensure that the ComTac remains the reliable, rugged solution you have counted on for years.





Introducing the ComTac™ V

Product Highlights

- Updates and upgrades over the previous ComTac III series to improve overall performance
- Protection from hazardous steady-state and impulse noise
- Clear, intelligible two-way audio communications via radios and intercoms
- Environmental listening for auditory situational awareness
- “Talk-Through” for face-to-face verbal conversation
- Ruggedized, reliable design for use in harsh environments
- Accessory Rail Connection (ARC) option
- Engineered to help prevent cross-talk in Multi COMM configurations

What's new?



▶ New Headband

A new, modern rubberized headband that's easy to remove if the user wants to convert to ARC adapters (or convert back to a headband). It features increased environmental resistance in maritime environments.

▶ New Speakers and Environmental Microphones

ComTac V has new omni-directional microphones and high fidelity speakers that are optimized for clear and accurate sound replication. The result is a more natural sounding headset with unmatched sound clarity.

▶ New Boom Microphone

The new boom mic greatly improves audio transmissions in various noise conditions.

It provides 18dB of noise cancellation vs the 6dB provided by the previous microphone—measured at 10mm distance, normalized for 0db at 1khz.

100% Backwards Compatible

The ComTac V utilizes a 4 pin U-174 plug and will connect directly into your existing PELTOR push-to-talk radio adapters.

Increased EMI/RF Shielding

New shielding within the cables and around the circuitry help significantly reduce the effects of radio frequency (RF) and electromagnetic interference (EMI) caused by newer, more sophisticated radios.

The new features go on and on.



Updated Software

3M has updated the software to allow users to more easily access the audio customization features the ComTac platform offers, such as:



Earplug Mode

In applications where double hearing protection is required, the volume boost function, or ear-plug mode, increases the volume of ambient sound and the external input by about 6dB. It is intended to be used when a properly fitted ear-plug is used under the headset.



Release Time

The release time setting adjusts the time before the limiter opens after activation. The default setting is best for combat operations and the extended delays are often more suitable for indoor firearms training.



Balance Mode

Adjusts the environmental listening function volume balance between the left and right speaker, giving the operator the ability to prioritize audio or adjust to their own personal preference.



Equalizer Function

The equalizer function adjusts the preset frequency response setting for environmental sounds. This is helpful in operations where steady-state noise is present (i.e. ground vehicle and airborne platforms). For example, this function helps improve the signal-to-noise ratio within the earcup—by reducing the effect of low frequency noise—when that frequency response is selected.



New! 3M™ PELTOR™ FL4000 Series Push-To-Talk Radio Adapter

- New, low-profile radio adapter designed with tactical operators in mind
- Swivel, MOLLE clip
- Connection to Military 6-Pin Radio or Motorola APX Series Radios
- PTTs are designed to fit the size and shape of either hand
- PTTs can be used with a gloved hand
- Headset Connection serves as a break-away connector for removal in emergency situations
- Tested for cross-talk in DUAL COMM Configuration



FL4040-02

Push-To-Talk (PTT) Adapter with 6-PIN MIL-C-55116



FL4063-02

Push-To-Talk (PTT) Adapter for Motorola APX Series Radios



Hearing Protection

Noise Reduction Ratings (NRR) 20-23db

- Tested in accordance to ANSI S3.19-1974—the current testing requirement for hearing protective device labeling According to Environmental Protection Agency (EPA) regulations (in the United States) and CSA (In Canada).
- NRRs will vary dependent on band and ear cushion
- NRRs for each combination provided upon request
- Impulse Noise Protection tested to 168dB Peak SPL in accordance with ANSI S12.42-2010

Impulse Peak Test Level (dB SPL)	Impulsive Peak Insertion Loss, IPIL (dB)
132	17.4
150	21.9
168	32.6

IPIL data listed for MT20H682FB***,foam cushions, max volume

3M™ PELTOR™ ComTac™ Tactical Communication headsets meet the single hearing protection requirement listed in DA PAM 40-501 Army Hearing Conservation Program 2015 for both steady-state and impulse noise

Environmental Performance: Tested in accordance with MIL- STD-810F

Altitude	High Temp/Low Temp	Solar Radiation	Temp Shock	Humidity	Blowing Rain
Salt/Fog	Shock/Drop	Vibration	Sand/Dust	Fungus	Explosive Atmosphere

Electro Magnetic Interference: Tested in accordance to MIL STD 461E/F

Department of Defense Interface Standard, Requirements for the Control of Electromagnetic Interference Characteristics of Subsystems and Equipment – CS114, RE101, RE-102-4, RS101 and RS103 requirements.

3M PSD products are for occupational use only. U.S. EPA specifies the NRR as the measure of hearing protector noise reduction. However, 3M makes no warranties as to the suitability of the NRR for this purpose. 3M strongly recommends personal fit testing of hearing protectors. Research suggests that users may receive less noise reduction than indicated by the attenuation label value(s) on the packaging due to variation in fit, fitting skill, and motivation of the user. Refer to applicable regulations or guidance on how to adjust attenuation label values. It is recommended that the NRR be reduced by 50% to better estimate typical protection. Always read and follow user instructions.

Helmet Integration

Accessory Rail Connectors (ARC)

▶ Removed Pressure Points from Headband

Helps reduce potential hot spots or pressure points.

▶ Easy Donning/Doffing

In the “open” position, the operator can easily put on and take off the helmet/headset, and adjust for proper fit.

▶ Heat Relief

The ability to have an “open” position of the headset allows the user to ventilate in high-heat environments and still monitor communications in low-noise environments.

▶ Attachment Location

Allows for even distribution of ear muff compression for optimized hearing protection and reduces the chance of accidental opening during free fall operations.

▶ Stability & Balance

In the “closed” position, the ear cups will compress against the head providing additional stability for full head movement.

▶ Transition Band

Allows the end user to convert their rail mounted system back to a head band.





Eye Protection

3M™ SecureFit™ Protective Eyewear 600 Tactical Series

SecureFit eyewear features a Pressure Diffusion Temple to help them remain securely in place as the wearer looks up and down or side to side. It's comfortable, high-performance eyewear that can be used with over-the-ear hearing protectors.



SF601SGAF-TAC

Ballistic, Clear Scotchgard™
Anti-Fog lens, black frame,
10 ea/case



SF602SGAF-TAC

Ballistic, Grey Scotchgard™
Anti-Fog lens, black frame,
10 ea/case

Gel Ear Cushions

The gel ear cushions are excellent for long-term wear and use with eye protection to help alleviate potential pressure points. When comfort is paramount, gel ear cushions are a great option for our headsets, and they come standard in our kits.



Integrated Respiratory & Communications



Communications Interface and Cables

The 3M™ PELTOR™ ComTac™ V has a secondary microphone port on the back of the headset, on the opposite ear cup. This allows connection to oxygen systems (HAHO/HALO operations) and the 3M™ Scott™ First Responder Respirator (FRR).

When used with the FRR, the operator does not need to remove the boom, but simply move the boom out of the way and plug the respirator microphone cable into the back of the headset.

3M also offers a communication cable for the Joint Service General Purpose Mask. The “Y” cable allows the operator to plug the headset into their PTT and also provides a mic line that connects to the respirator’s internal mask microphone.



7000557

3M™ Scott™ First Responder Respirator Comms Cable



88055-00000

Joint Service General Purpose Mask (JSGPM) Cable

Communications Interface

Single and Dual COMM configurations are available for streamlined cable management. In Dual COMM configurations, the downloads separate left and right audio traffic.

Each download terminates in a standard U/174 NATO wired "Quick Disconnect" plug.

The U/174 4-Pin Plug is a standard military aviation plug and will plug directly into most military aviation intercom systems.



3M offers configurations of its PTTs for most Motorola radios as well as a 6-pin MIL-C-55166, which will interface to the vast majority of industry radios (i.e. AN/PRC-148 MBITR, PRC-152 Falcon).





▶ Advanced Communications Assemblies

3M is partnered with Atlantic Signal to provide advanced communication management solutions.

We offer a single downlead headset with a 5-pin connector to support connection to Dual and Multi COMM Communication Control Units (CCUs).

The headset is specifically configured to route left and right audio to each ear while helping prevent cross-talk of communications channels.

This configuration connects to a series of radio adapters from Atlantic Signal that are designed to provide operators with communication management beyond a single radio interface.

For more information about this unique configuration, please contact a 3M specialist or visit atlanticsignal.com.

Atlantic Signal Adapters



Centurion

Connects to common public safety radios. The PTT has a volume knob that gives the operator easy access to radio volume control in a protected cover to help prevent accidental adjustment. The PTT also has an auxiliary input for an optional smart phone connection.



DUAL Invictus

This rugged adapter allows you to connect to two radios at the same time. The PTT will route the audio to each ear separately and has an alligator clip that can be mounted to either side for left- or right-handed operators.



Viper QUAD Comm










Designed to support communications with multiple assets and control multiple platforms, this advanced radio control unit is fully programmable. It can support a wide variety of military and public safety radios.



SwatTac V | Tactical Communication Headset Kits

P/N	COMM	Color	Band	Cushion	Radio	PTT
88063-00000	Single	Black	Headband	Gel	XTS Series	FL5018-02
88063-B	Single	Black	Backband	Gel	XTS Series	FL5018-02
88063-ARC	Single	Black	ARC	Gel	XTS Series	FL5018-02
88067-00000	Single	Black	Headband	Gel	HT Series	FL5030-02
88067-B	Single	Black	Backband	Gel	HT Series	FL5030-02
88067-ARC	Single	Black	ARC	Gel	HT Series	FL5030-02
88068-00000	Single	Black	Headband	Gel	APX Series	FL5063-02
88068-B	Single	Black	Backband	Gel	APX Series	FL5063-02
88068-ARC	Single	Black	ARC	Gel	APX Series	FL5063-02

ComTac™ V Kits - National Stock Numbers

P/N	Description	NSN
<p>88078-00000</p> 	<p>Single COMM – Headband – CY Kit</p> 	<p>5965-01-572-7829</p>
<p>88079-00000</p> 	<p>DUAL COMM – Headband CY Kit</p> 	<p>5965-01-572-7797</p>
<p>88080-00000</p> 	<p>Single COMM – Headband – OD Kit</p> 	<p>5965-01-572-7941</p>
<p>88081-00000</p> 	<p>DUAL COMM – Headband – OD Kit</p> 	<p>5965-01-572-7946</p>
<p>MT33-05R</p>	<p>Replacement Boom Mic</p> 	<p>5965-01-572-7803</p>

USSOCOM - National Stock Numbers

P/N	Description	NSN
<p>88900-00000</p> 	<p>Single COMM – SOF Kit – CY</p> 	<p>5895-01-598-4532</p>
<p>88901-00000</p> 	<p>DUAL COMM – SOF Kit – CY</p> 	<p>5895-01-598-4531</p>
<p>88078-ARC</p> 	<p>Single COMM – SOF ARC Kit – CY</p> 	<p>5895-01-624-0377</p>
<p>88079-ARC</p> 	<p>DUAL COMM – SOF ARC Kit – CY</p> 	<p>5895-01-624-0390</p>
<p>88403-00000</p> 	<p>Single COMM – SOF Kit – CY</p> 	<p>5895-01-624-0382</p>
<p>88404-00000</p> 	<p>DUAL COMM – SOF Kit – CY</p> 	<p>5895-01-624-0387</p>

3M™ PELTOR™ ComTac™/SwatTac V | Tactical Communication and Hearing Protection Headsets

ComTac™ V P/N	Legacy ComTac™ III P/N	3M ID Number	Marketplace Formal Name	Comm	Color	Band
MT20H682FB-09 GN	MT17H682FB-09 GN	70-0717-3673-3	3M™ PELTOR™ ComTac™ V Hearing Defender headset, foldable	N/A	O.D. Green	Headband
MT20H682FB-09 SV	MT17H682FB-09 SV	70-0717-3674-1		N/A	Black	
MT20H682FB-09 CY	MT17H682FB-09 CY	70-0717-3675-8		N/A	Coyote	
MT20H682BB-09 GN	MT17H682BB-09 GN	70-0717-3676-6	3M™ PELTOR™ ComTac™ V Hearing Defender headset, neckband	N/A	O.D. Green	Backband
MT20H682BB-09 SV	MT17H682BB-09 SV	70-0717-3677-4		N/A	Black	
MT20H682BB-09 CY	MT17H682BB-09 CY	70-0717-3678-2		N/A	Coyote	
MT20H682FB-47 GN	MT17H682FB-47 GN	70-0717-3679-0	3M™ PELTOR™ ComTac™ V headset, foldable, single lead, standard dynamic mic, NATO wiring	Single	O.D. Green	Headband
MT20H682FB-47 SV	MT17H682FB-47 SV	70-0717-3680-8		Single	Black	
MT20H682FB-47 CY	MT17H682FB-47 CY	70-0717-3681-6		Single	Coyote	
MT20H682BB-47 GN	MT17H682BB-47 GN	70-0717-3682-4	3M™ PELTOR™ ComTac™ V headset, neckband, single lead, standard dynamic mic, NATO wiring	Single	O.D. Green	Backband
MT20H682BB-47 SV	MT17H682BB-47 SV	70-0717-3683-2		Single	Black	
MT20H682BB-47 CY	MT17H682BB-47 CY	70-0717-3684-0		Single	Coyote	
MT20H682FB-19 GN	MT17H682FB-19 GN	70-0717-3685-7	3M™ PELTOR™ ComTac™ V headset, foldable, dual lead, standard dynamic mic, NATO wiring	Dual	O.D. Green	Headband
MT20H682FB-19 SV	MT17H682FB-19 SV	70-0717-3686-5		Dual	Black	
MT20H682FB-19 CY	MT17H682FB-19 CY	70-0717-3687-3		Dual	Coyote	
MT20H682BB-19 GN	MT17H682BB-19 GN	70-0717-3688-1	3M™ PELTOR™ ComTac™ V headset, neckband, DL, standard dynamic mic, NATO wiring	Dual	O.D. Green	Backband
MT20H682BB-19 SV	MT17H682BB-19 SV	70-0717-3689-9		Dual	Black	
MT20H682BB-19 CY	MT17H682BB-19 CY	70-0717-3690-7		Dual	Coyote	

All cushions are foam

 Coyote Brown  Black  O.D. Green

Spares, Replacements, Accessories

P/N	3M ID	Description
MT33-05R	70071677093	3M™ PELTOR™ MT33-05R Flexible Boom Microphone
ARC	70071612389	3M™ PELTOR™ ARC, Left & Right Side Attachments, 1 pr/cs
FP9007-DRAW	70071613205	3M™ PELTOR™ Headset Carrying Drawstring Bag FP9007-Draw, Brown, 1 ea/cs
HY80A	70071573656	3M™ PELTOR™ Gel Ear Cushions for PELTOR Headsets HY80A, 1 pr/cs



WARNING

Hearing Protection Products

These hearing protectors help reduce exposure to hazardous noise and other loud sounds. Misuse or failure to wear hearing protectors at all times that you are exposed to noise may result in hearing loss or injury. For correct use, consult supervisor and User Instructions, or call 3M PSD Technical Service in the USA at 1-800-665-2942. In Canada, call 1-855-484-3093. If there is any drainage from your ear or you have an ear infection, consult with your physician before wearing earplugs. Failure to do so may result in hearing loss or injury.

NOTE: 3M PSD products are for occupational use only. U.S. EPA specifies the NRR as the measure of hearing protector noise reduction. However, 3M makes no warranties as to the suitability of the NRR for this purpose. 3M strongly recommends personal fit testing of hearing protectors. Research suggests that users may receive less noise reduction than indicated by the attenuation label value(s) on the packaging due to variation in fit, fitting skill, and motivation of the user. Refer to applicable regulations or guidance on how to adjust attenuation label values. It is recommended that the NRR be reduced by 50% to better estimate typical protection. Always read and follow user instructions.

Misuse or failure to wear hearing protectors at all times when exposed to hazardous noise may result in hearing loss or injury. For more information call 3M Technical Support (In USA call 800-665-2942. In Canada call 1-855-484-3093)

When additional personal protective equipment is necessary (e.g. safety glasses, respirators, etc.), select flexible, low profile temples or straps to minimize interference with the earmuff cushion. Remove all other unnecessary articles (e.g. hair, hats, jewelry, headphones, hygiene covers, etc.) that could interfere with the seal of the earmuff cushion and reduce the protection of the earmuff.



Personal Safety Division
3M Center, Building 235-2NW-70
St. Paul, MN 55144-1000

Personal Safety Division
3M Canada
P.O. Box 5757
London, ON N6A 4T1

For more information:
Technical Service 1-800-665-2942
Customer Service 1-800-328-1667
3M.com/PELTOR

3M PSD products are for occupational use only.
3M, PELTOR, ComTac, Scotchgard, Scott
and SecureFit are trademarks of 3M Company
and affiliates. Please recycle. Printed in USA.
© 3M 2021. All rights reserved. 70-0716-7246-6