


ZMSM Series with Mounting Hole Mini Size Snap-acting Switches

Features/Benefits

- Reliable snap-acting mechanism
- Long electrical and mechanical life
- Various PCB terminals & actuators
- RoHS compatible
- IP67 for standalone switch except the metal terminal part; Full IP67 protection when potted with wire version

Typical Applications

- Communication devices
- Testing equipment
- Security/Alarm systems
- Automotive: door latch, seat position detection, EV charging



UL61058-1  

Specifications


CONTACT RATING: 3A@ 125 V AC/ 3A@ 12 V DC, 0.01 A@ 12 V DC.
ELECTRICAL LIFE: 100,000 cycles @ 0.01 A, 12 V DC / 100,000 cycles @ 3A, 12 V DC, 6,000 cycles @ 3A, 125 VAC
INSULATION RESISTANCE: 100 M ohm min.
DIELECTRIC STRENGTH: 500 Vrms.
OPERATING TEMPERATURE: -40°C + 85°C.
OPERATING FORCE: 130 grams.

* Low Level=conditions where no arcing occurs during switching, i.e., 0.4 VA max. @ 20 V AC or DC max.

Materials

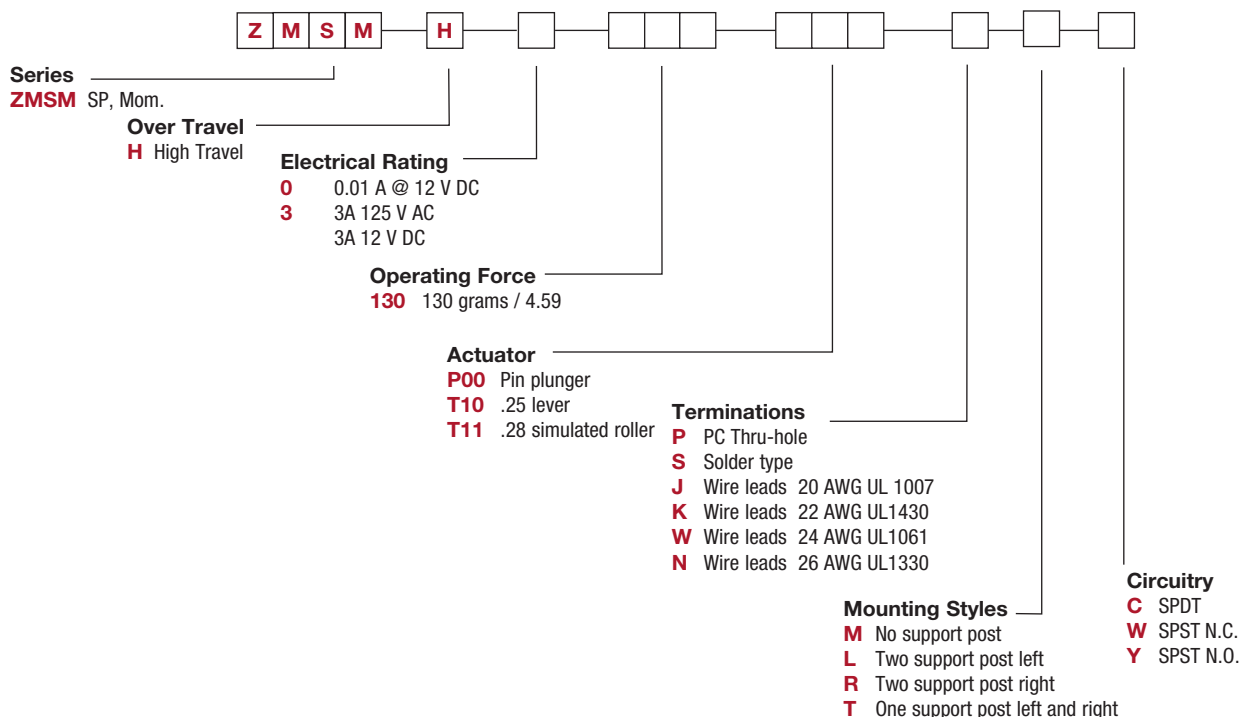
CASE: Nylon
COVER/ACTUATOR: PBT
MOVABLE CONTACTS: 3 Amp silver, 0.01A gold
STATIONARY CONTACTS: 3 Amp silver, 0.01A gold
TERMINALS: Brass, Pre-plated with silver
LEVER: Stainless steel

NOTE: Specifications and materials listed above are for switches with standard option. For information on specific and custom switches, consult Customer Service Center.

 Sealing cap could possibly be damaged in case of contacts with oils or greases. Please try to avoid direct contact. If more support is needed, consult Customer Service Centre.

Build-A-Switch

To order, simply select desired option from each category and place in the appropriate box. For additional options not shown in catalog, consult Customer Service Center.



ZMSM Series with Mounting Hole Mini Size Snap-acting Switches

SERIES

ZMSMH HIGH OVER TRAVEL



MODEL SHOWN: ZMSMHXXXP00PLC



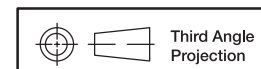
ELECTRICAL RATING

OPTION CODE	RoHS COMPLIANT*	RoHS COMPATIBLE*	CONTACT MATERIAL		ELECTRICAL RATING
			MOVABLE CONTACT	STATIONARY CONTACT	
0	Yes	Yes	Gold alloy		0.01 A @ 12 V DC
3	Yes	Yes	Silver alloy		3 AMPS @ 125 V AC 3 AMPS @ 12 V DC

Model **C&K** US with option "S" (solder type) only.
Consult Customer Service center for availability and delivery of nonstandard ratings.

OPERATING FORCE

OPTION CODE	BASIC SWITCH OPERATING FORCE (OZ./GRAMS)
130	130 4.59



Third Angle Projection
Dimensions are shown: Inches (mm)
Specifications and dimensions subject to change



ZMSM Series with Mounting Hole Mini Size Snap-acting Switches

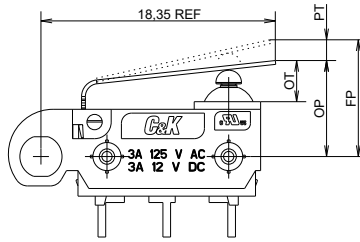
ACTUATOR

P00 PIN PLUNGER (IP65)



MODEL SHOWN: ZMSMHXXXXP00PLC

T10 .25 LEVER (IP65)



MODEL SHOWN: ZMSMHXXXXT10PLC

T11 LEVER (IP65)



MODEL SHOWN: ZMSMHXXXXT11PLC

SWITCH CHARACTERISTICS

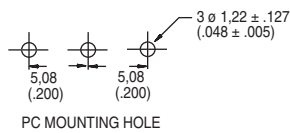
Actuator code	Maximum Operate Force (grams/oz.)	Minimum Release Force (grams/oz.)	Free Position Max (mm)	Maximum Pre-travel (mm)	Operate Position (mm)	Maximum Differential (mm)	Overtravel min. (mm)
P00	130 4.59	13 0.45	7.35	0.8	6.75 ± 0.3	0.3	1.75
T10	195 6.88	55 1.93	10.70	3.85	7.40 ± 0.8	0.5	2.3
T11	160 5.64	45 1.58	13.80	4.8	9.90 ± 0.8	0.7	2.6

TERMINATIONS

P PC THRU-HOLE (IP65)

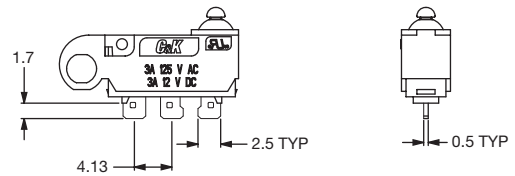


MODEL SHOWN: ZMSMHXXXXP00PLC



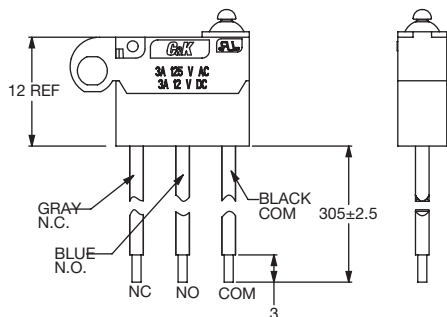
PC MOUNTING HOLE

S SOLDER TYPE (IP65)



MODEL SHOWN: ZMSMHXXXXP00SMC

J, K, W, N WIRE LEADS BOTTOM (IP67)



Standard Wire: 20 AWG UL 1007

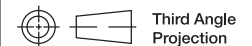
Available options - must specify

J - 20AWG UL1007 (Standard)

K - 22AWG UL1430

W - 24AWG UL1061

N - 26AWG UL1330



Third Angle Projection


Dimensions are shown: Inch (mm)

Specifications and dimensions subject to change

ZMSM Series with Mounting Hole Mini Size Snap-acting Switches

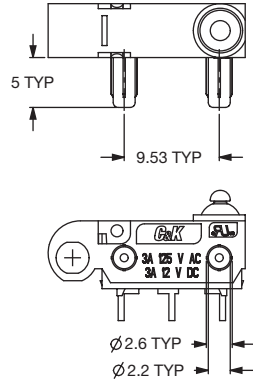
MOUNTING STYLES

M NO SUPPORT POSTS



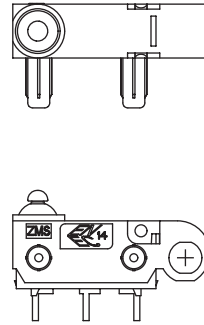
MODEL SHOWN:
ZMSMHXXXP00PMC

L TWO SUPPORT POSTS LEFT



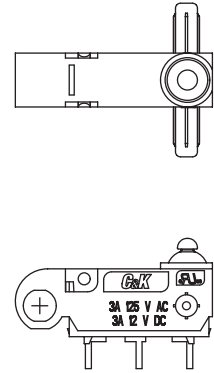
POSTS LEFT
MODEL SHOWN:
ZMSMHXXXP00PLC

R TWO SUPPORT POSTS RIGHT



POSTS RIGHT
MODEL SHOWN:
ZMSMHXXXP00PRC

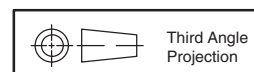
T ONE SUPPORT POST LEFT & RIGHT



LEFT & RIGHT
MODEL SHOWN:
ZMSMHXXXP00PTC

CIRCUITRY

- C** SPDT (Single Pole, Double Throw)
- W** SPST, NC (Single Pole, Single Throw, Normally Closed)
- Y** SPST, NO (Single Pole, Single Throw, Normally Open)



Third Angle
Projection

Dimensions are shown: Inches (mm)
Specifications and dimensions subject to change