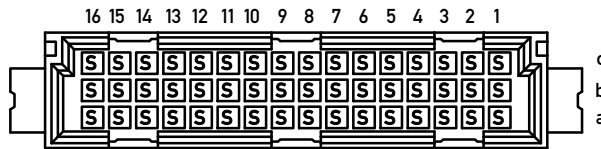
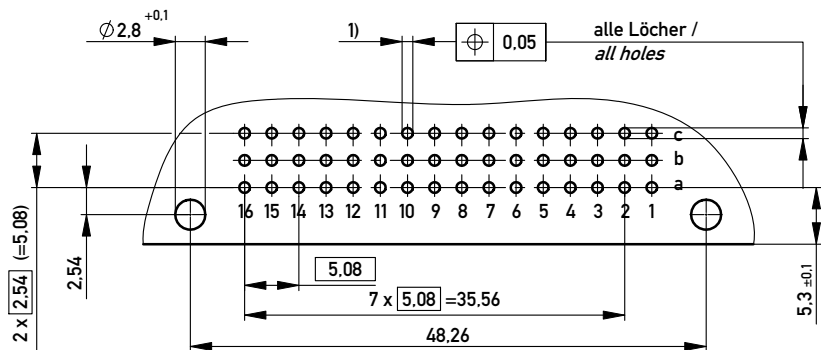


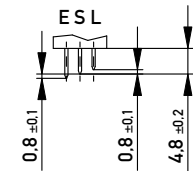
Bestückungsplan / contact layout



Leiterplatten- Lochbild / PCB drillhole pattern



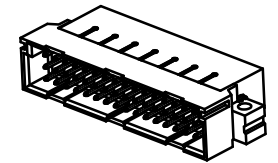
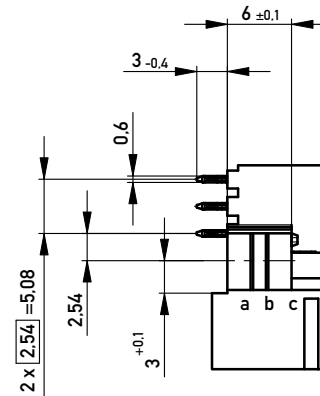
Stecklänge / mating length



E = early mate, late break / voreilend

S = standard

L = late mate, early break / nacheilend



Elastische Einpresszone / compliant pressfit zone

Isolierwerkstoff / housing material : PBT GF 30

Bauart 4 / type 4

Anforderungsstufe 2 = 400 Steckzyklen / performance class 2 = 400 mating cycles

Fehlende Maße und Angaben nach IEC 60 603-2 / DIN EN 60 603-2

Missing information and dimensions per IEC 60 603-2 / DIN EN 60 603-2

Schichtaufbau im metallisierten Loch siehe Zeichnung 114214

diameter of drilled hole see drawing 114214

1) $\phi 1.0^{+0.09}_{-0.06}$ Durchmesser des metallisierten Loches

$\phi 1.0^{+0.09}_{-0.06}$ Diameter of finished plated-through hole

Berduckung siehe Zeichnung 294905

marking see drawing 294905

Copyright by ERNI GmbH
Proprietary notice pursuant to ISO 16016 to be observed.

Information:		Tolerances		Scale	2:1
All rights reserved. Only for Information. To ensure that this is the latest version of this drawing, please contact one of the ERNI companies before using.		All Dimensions in mm		Designation	
Subject to modification without prior notice. Drawing will not be updated.				Messerleiste C/2 48 EE Male Con. C/2 48 EE	
www.ERNI.com		354329		I A3	
Index	16.09.2009	Date		Class STVC/2	