

[Request Samples](#)
[Check Inventory](#)


## FEATURES

- Shielded construction
- Soft saturation
- High operating temperature up to 155°C
- Designed for switching frequencies between 100KHz-2MHz



## ELECTRICAL SPECIFICATIONS @ 25°C

PART NUMBER*	INDUCTANCE (uH)	TOLERANCE (%)	IRMS (A)	ISAT (A)	DC RESISTANCE (mΩ)	
					TYP	MAX
AMDLA7030S-R15NT	0.15	30	25.0	36.0	1.7	2.1
AMDLA7030S-R22MT	0.22	20	21.0	32.0	2.0	2.5
AMDLA7030S-R33MT	0.33	20	20.0	22.0	2.8	3.4
AMDLA7030S-R36MT	0.36	20	18.0	21.0	3.3	3.9
AMDLA7030S-R47MT	0.47	20	16.0	18.0	3.4	4.0
AMDLA7030S-R56MT	0.56	20	15.0	16.0	3.9	4.5
AMDLA7030S-R68MT	0.68	20	14.5	15.0	4.7	5.3
AMDLA7030S-R82MT	0.82	20	13.0	14.0	5.4	6.0
AMDLA7030S-1R0MT	1	20	11.0	13.5	5.7	7.4
AMDLA7030S-1R2MT	1.2	20	9.5	12.5	7.7	9.5
AMDLA7030S-1R5MT	1.5	20	9.0	12.0	10.2	12.1
AMDLA7030S-2R2MT	2.2	20	7.5	9.0	13.5	15.0
AMDLA7030S-2R7MT	2.7	20	7.0	8.8	17.3	20.0
AMDLA7030S-3R3MT	3.3	20	6.0	8.5	19.0	22.0
AMDLA7030S-4R7MT	4.7	20	5.0	5.5	28.0	33.0
AMDLA7030S-5R6MT	5.6	20	5.0	5.2	39.0	42.0
AMDLA7030S-6R8MT	6.8	20	4.2	5.0	43.0	50.0
AMDLA7030S-8R2MT	8.2	20	4.0	4.7	54.0	60.0
AMDLA7030S-100MT	10	20	3.5	4.5	62.0	68.0
AMDLA7030S-150MT	15	20	2.5	4.0	110	140
AMDLA7030S-220MT	22	20	2.0	2.5	150	190
AMDLA7030S-330MT	33	20	1.8	2.0	215	258

\* Please refer to Part Identification section

### Test Conditions

Inductance: 100 kHz, 1V, 0 Adc  
 Humidity Range: 85 ± 2% RH  
 Temperature Rise Current: Current measured at Δ T of 40°C  
 Saturation Current: Current measured at Δ L of 30%

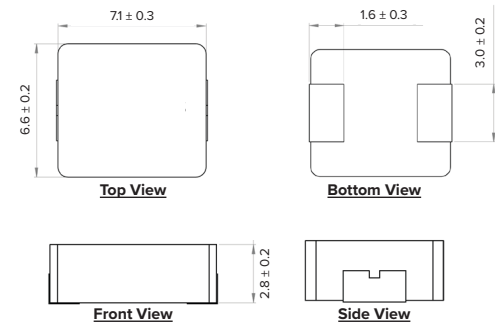
## GENERAL SPECIFICATIONS

**Operating Temperature:** -55°C to +155°C with (40°C rise) Irms current.  
**Maximum Part Temperature:** +155°C  
**Components Storage Temperature:** -55°C to +155°C  
**Tape and Reel Packaging Temperature:** -55°C to +80°C  
**MSL:** Level 1

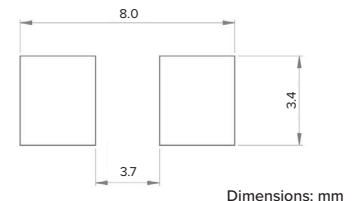
## MATERIALS

**Core:** Metal Alloy  
**Wire:** Copper  
**Terminal:** Tin Plating  
**Ink:** Black

## PRODUCT DIMENSIONS



### RECOMMENDED LANDING PATTERN



## PART BUILDER

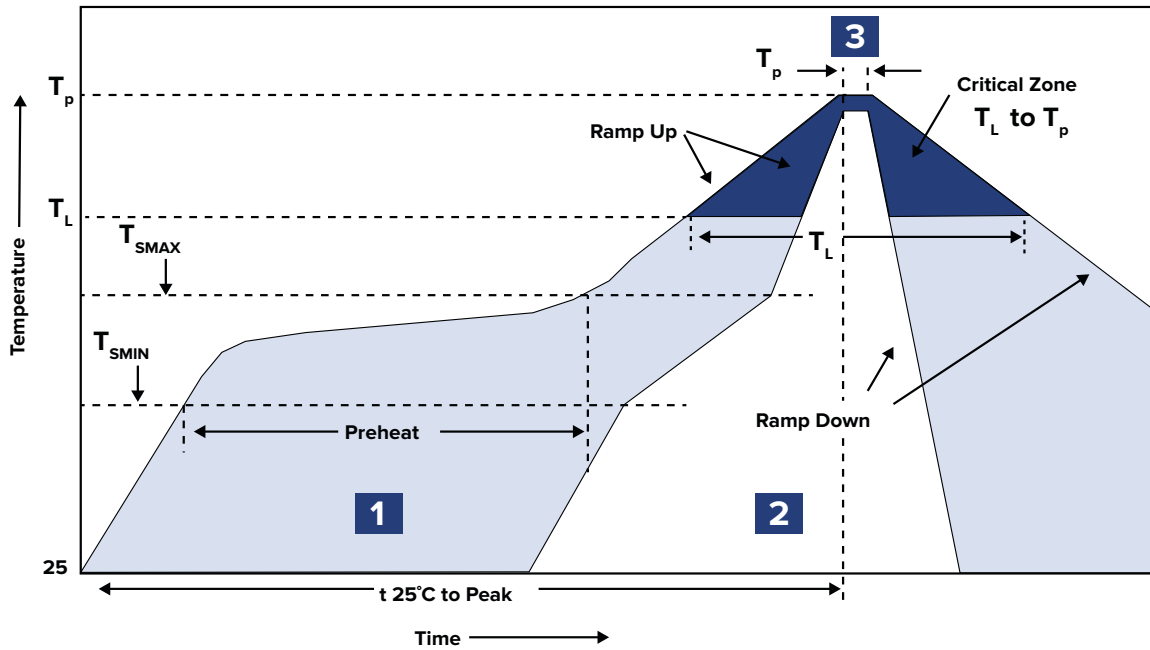
AMDLA7030S — 
 1R0
M
T

Series                      Inductance\*                      Tol. <sup>1</sup>                      Packaging <sup>2</sup>

1. Tolerance: M = 20%  
 N = 30%
2. Packaging: B = Bulk  
 T = Tape and Reel (1,000pcs/reel)

\*Refer to Electrical Specification table

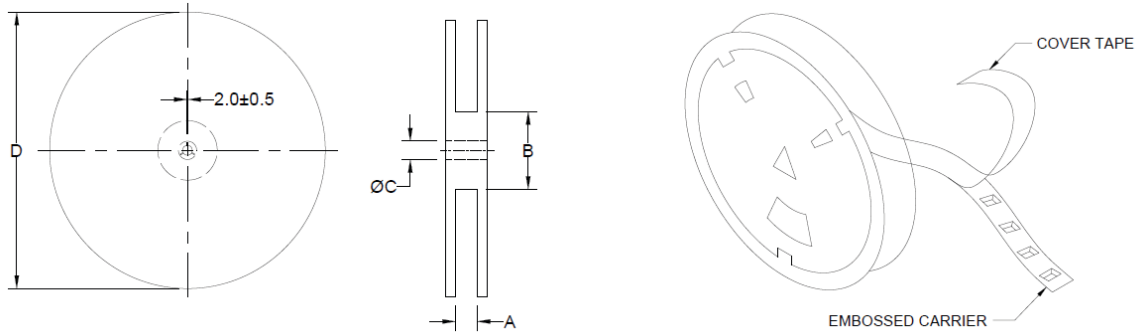
RECOMMENDED REFLOW PROFILE



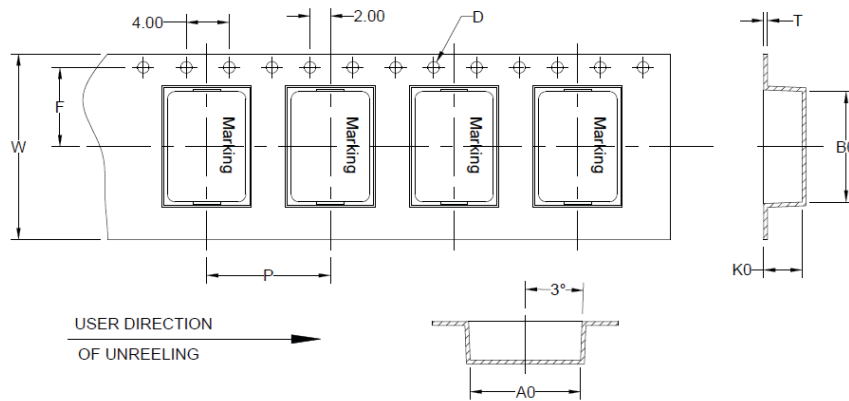
ZONE	DESCRIPTION	TEMPERATURE	TIMES
1	Preheat	$T_{smin} \sim T_{smax}$ 150°C ~ 200°C	60 ~ 180 sec.
2	Reflow	$T_L$ 217°C	60 ~ 150 sec.
3	Peak Heat	$T_p$ 260°C	10 sec. MAX

## PACKAGING

Tape and Reel: 1,000  
 Units per Carton: 8,000  
 T&R per Carton: 8  
 Weight per Carton: 11.0kg  
 Weight per Piece: 0.7g  
 Carton Dimensions: 410 x 325 x 415mm



TYPE	A	B	C	D
13" x 16 mm	16.4 +2/-0	100 ± 2.0	13.5 ± 0.5	330



B <sub>0</sub>	A <sub>0</sub>	K <sub>0</sub>	P	W	F	T	D
7.7 ± 0.1	7.0 ± 0.1	3.3 ± 0.1	12.0 ± 0.1	16.0 ± 0.3	7.5 ± 0.1	0.35 ± 0.05	1.5 ± 0.1

Dimensions: mm

This product is commercial off-the-shelf (COTS) and not specifically designed for automotive, military, aviation, aerospace, implantable, life-dependent medical or safety applications. This product is not recommended for use in any application requiring high reliability in which component failure could result in loss of life and/or property damage without prior written approval from Abracon. Specifications are subject to change without notice. Contact Abracon for more information.